


ZK4506-8319-1xxx | Motor connection cable 35 mm² with cable gland, drag-chain suitable



M50, cable gland, straight – Pitch dimension 5.08 mm, plug, straight, female, 5-pin – open end, 8-wire + shield



Plugs

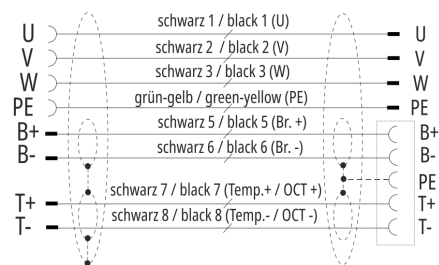
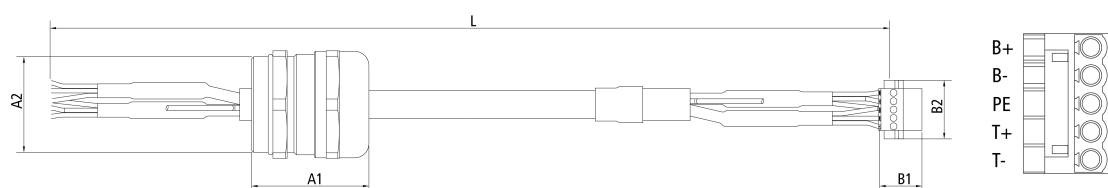
Electrical data	Head A	Head B	Head C
Rated voltage (signal/24V)	-	300 V (according to UL 1059)	-
Rated current (signal/24V)	-	16 A at 40°C (according to IEC 60664-1, IEC 61984), 10 A at 40°C (according to UL 1059)	-
Rated impulse voltage (signal/24V)	-	4.0 kV	-
Contact resistance	-	< 5 mΩ	-
Insulation resistance	-	≥ 100 MΩ (according to IEC 60512)	-
Insulation group	-	IIIa	-
Mechanical data			
Accessories type	-	Connectors	-
Installation size	M50	Pitch dimension 5.08 mm	open end
Connector type	cable gland	plug	-

Configuration	straight	straight	-
Contact type	-	female	-
Number of positions (face)	-	5-pin	8-wire + shield
Wire termination	-	Clamping yoke connection	-
Recommended torque, screw termination	-	0.4...0.5 Nm	-
Mating cycles	-	25	-
Way of locking	screw	-	-
Weight	0.135 kg (0.2976 lb)	0.008 kg (0.0176 lb)	-
Body color	metal	black, similar to RAL 9011	-
Body material	brass/nickel plated	PBT, UL 94 V-0	-
Seal	NBR	-	-
O-ring	NBR	-	-
Clamp ring	plastic	-	-
Contact carrier material	-	PBT, UL 94 V-0	-
Contact material	-	copper alloy	-
Max. wire cross-section	-	AWG26...AWG12 (0.13 mm ² ...4 mm ²)	-
Max. cable outer diameter	27...35 mm	-	-
Environmental data			
Ambient temperature (operation)	-25...+100°C, -13...+212°F	-50...+100°C, -58...+212°F	-
Protection rating	IP68 at 10 bar/30min (according to DIN EN 60529)	-	-
Pollution level	-	3	-
Overvoltage category	-	3	-

Cable

Electrical data	
Operating voltage	max. 1000 V AC (UL)
Insulation resistance	≥ 20 MΩ * km
Test voltage	35 mm ² : 4000 V, 1.5 mm ² : 1000 V
Mechanical data	
Cross-section (power)	35 mm ² (approx. AWG2)
Cross-section (signal)	1.5 mm ² (approx. AWG16)
Cross-section (brake)	1.50 mm ² (approx. AWG16)
Outer cable diameter	32.5 mm (1.2796")

Min. bending radius, moved in drag-chain	7.5 x outer cable diameter
Min. bending radius, fixed installation	4 x outer cable diameter
Weight	2196 kg/km (1475.492 lb/1000 ft)
Conductor material	copper bare
Optical covering factor of shielding	≥ 85%
Use	drag-chain suitable
Jacket color	orange
Material jacket	PUR (polyurethane)
Wire insulation material	TPE (thermoplastic elastomer)
Printing color	black
Environmental data	
Operation temperature range, moved	-40...+80°C, -40...+176°F
Operation temperature range, fixed installation	-50...+90°C, -58...+194°F
Flame-retardant	according to DIN VDE 0472, part 804, type of test B
Halogen-free	yes
Approvals	UL-Style 20234, CSA AWM

Pin assignment**Dimensions**

A1	54.00 mm
----	----------

A2	50.00 mm
B1	20.00 mm
B2	27.00 mm

Notes

- Depending on the cable length (L), the following length tolerances apply: $\pm 2-3\%$
- Illustrations similar
- The last three digits of the ordering information is the cable length in decimeters, e.g. ZK4xxx-xxxx-x020 = cable length 2.00 m

Ordering information	Length
ZK4506-8319-1050	5.00 m



Products marked with a crossed-out wheeled bin shall not be discarded with the normal waste stream. The device is considered as waste electrical and electronic equipment. The national regulations for the disposal of waste electrical and electronic equipment must be observed.

Beckhoff®, ATRO®, EtherCAT®, EtherCAT G®, EtherCAT G10®, EtherCAT P®, MX-System®, Safety over EtherCAT®, TC/BSD®, TwinCAT®, TwinCAT/BSD®, TwinSAFE®, XFC®, XPlanar® and XTS® are registered trademarks of and licensed by Beckhoff Automation GmbH. Other designations used in this publication may be trademarks whose use by third parties for their own purposes could violate the rights of the owners.

© Beckhoff Automation GmbH & Co. KG 01/2026

The information provided in this brochure contains merely general descriptions or characteristics of performance which in case of actual application do not always apply as described or which may change as a result of further development of the products. An obligation to provide the respective characteristics shall only exist if expressly agreed in the terms of contract.