



C9900-K780...K783 | Display cable, shielded, PVC, fixed installation, black



DVI-D, plug, straight, male, 24 + 1-pin – DisplayPort, plug, straight, male, 20-pin



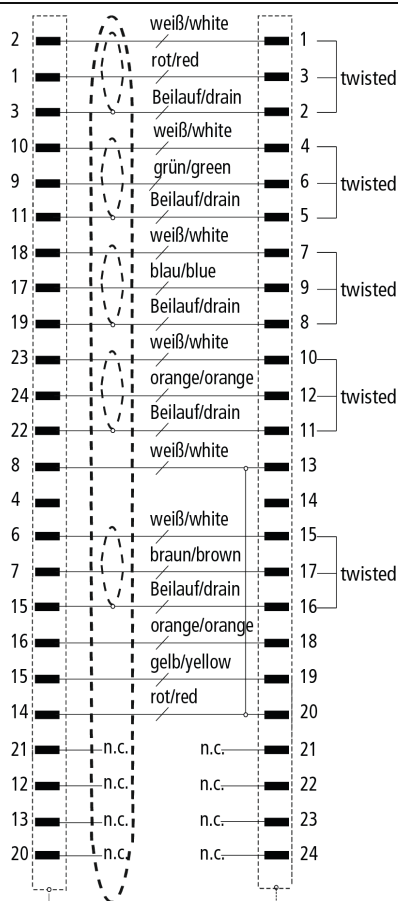
Plugs

Electrical data	Head A	Head B
Rated voltage	40 V (AC)	40 V (AC)
Test voltage	300 V (DC) 0.01 s	500 V (AC), 1 min.
Rated current	1.5 A	0.5 A
Shielding	yes	yes
Contact resistance	< 30 mΩ	< 30 mΩ
Insulation resistance	1 GΩ	≥ 100 MΩ
Mechanical data		
Installation size	DVI-D	DisplayPort
Connector type	plug	plug
Configuration	straight	straight
Contact type	male	male
Number of positions (face)	24 + 1-pin	20-pin
Insertion force	max. 44.1 N	max. 44.1 N

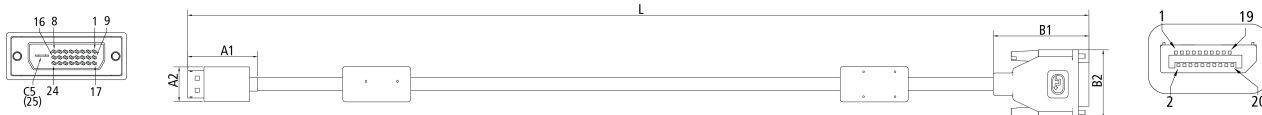
Way of locking	screw	locking pin
Body color	black	black
Body material	PBT	thermoplastic
Contact carrier color	black	black
Contact plating	Au	Au
Contact material	CuZn, Ni b/Au	CuZn, Ni b/Au
Environmental data		
RoHS compliant	yes	yes

Cable

Electrical data		
Rated voltage	30 V	
Wire resistance	$\leq 237.25 \Omega/\text{km}$ (20 °C)	
Characteristic impedance	100 $\Omega \pm 5 \Omega$	
Mechanical data		
Cable structure	5 x 2 x AWG28 (twisted pairs) + 4 x AWG28	
Conductor construction	19 x 0.08 mm	
Outer cable diameter	7.5 mm \pm 0.2 mm	
Min. bending radius, fixed installation	7 x outer cable diameter	
Conductor material	copper, tinned	
Shielding	braiding of tinned copper wires	
Optical covering factor of shielding	$\geq 90\%$	
Use	fixed installation	
Jacket color	black	
Material jacket	PVC (polyvinyl chloride)	
Wire color code	white, brown, white, red, white, green, white, blue, white, orange + white, red, yellow, orange	
Printing on the jacket	DisplayPort™ Cable E119932 AWM STYLE 20276 80°C 30V VW-1 network cables for professional performance	
Environmental data		
Operation temperature range, fixed installation	-10...+80 °C, +14...+176 °F	
Special features	AWM Style 20276	
RoHS compliant	yes	
Approvals	UL: File E119932	
Contact assembly		



Dimensions



B1	25.50 mm
B2	16.70 mm

Notes

- Depending on the cable length (L), the following length tolerances apply:
 0.33 m: ± 10 mm | 1.05 m: ± 15 mm | 3.00 m: ± 25 mm | 5.00 m: ± 40 mm
- Illustrations similar
- Further cable length on request.

CE, UL

CE yes

Ordering information

C9900-K783 Length
0.33 m

C9900-K780	1.00 m
C9900-K781	3.00 m
C9900-K782	5.00 m



Products marked with a crossed-out wheeled bin shall not be discarded with the normal waste stream. The device is considered as waste electrical and electronic equipment. The national regulations for the disposal of waste electrical and electronic equipment must be observed.

Beckhoff®, TwinCAT®, TwinCAT/BSD®, TC/BSD®, EtherCAT®, EtherCAT G®, EtherCAT G10®, EtherCAT P®, Safety over EtherCAT®, TwinSAFE®, XFC®, XTS® and XPlanar® are registered trademarks of and licensed by Beckhoff Automation GmbH. Other designations used in this publication may be trademarks whose use by third parties for their own purposes could violate the rights of the owners.

© Beckhoff Automation GmbH & Co. KG 07/2023

The information provided in this brochure contains merely general descriptions or characteristics of performance which in case of actual application do not always apply as described or which may change as a result of further development of the products. An obligation to provide the respective characteristics shall only exist if expressly agreed in the terms of contract.