


ZK7752-6500-0xxx | B23, Power cable, PUR, IP67, 7 G 2.5 mm², drag-chain suitable, key 2 (400 V AC)



B23, plug, straight, male+blanking plug, pins 6+PE, Power – open end, 7-wire



Plugs


Electrical data	Head A	Head B
Rated voltage (power)	630 V AC / 850 V DC, 600V AC / DC (UL)	-
Rated current (power)	20 A at 30 °C	-
Rated impulse voltage (power)	6.0 kV	-
Contact resistance	< 5 mΩ	-
Insulation resistance	≥ 100 MΩ (according to IEC 60512)	-
Mechanical data		
Installation size	B23	open end
Connector type	plug	-
Configuration	straight	-
Contact type	male+blanking plug	-
Number of positions (face)	pins 6+PE	7-wire
Coding	Power	-
Mechanical coding	key 2 (400 V AC)	-
Wire termination	crimp connection	-

Mating cycles	≥ 100	-
Way of locking	bayonet	-
Weight per piece	0.100 kg (0.220 lb)	-
Body color	black	-
Body material	TPU, UL 94 HB	-
Coupling nut material	GD-Zn, Ni	-
Seal	NBR, FPM	-
Contact carrier material	PA 6, UL 94 V0	-
Contact carrier color (power)	red	-
Contact plating	Au over Ni	-
Contact material	copper alloy	-
Environmental data		
Shock resistance	50 g (490 m/s ²) conforms to IEC 60512-6c, 11 ms; 18 shocks per direction, 3 axes	-
Vibration resistance	5 g (50 m/s ²) conforms to IEC 60512-6d, 10 Hz ... 500 Hz; 10 cycles per axis; 6 h full duration	-
Ambient temperature (operation)	-30...+80°C, -22...+176°F	-
Protection rating	IP65/67 in screwed condition (according to IEC 60529)	-
Pollution level	3/2 (according to IEC 60664-1)	-

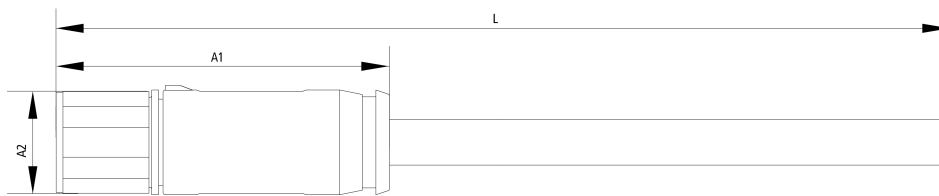
Cable

Electrical data		
Operating voltage	≤ 1000 V AC	
Insulation resistance	≥ 500 MΩ * km (DIN EN 50395 cl. 8.1)	
Wire resistance (power)	≤ 7.98 Ω/km (DIN EN 50395)	
Dielectric strength wire/wire (power)	4 kV x 5 min (EN 50289-1-3)	
Dielectric strength wire/shield (power)	4 kV x 5 min (EN 50289-1-3)	
Mechanical data		
Conductor construction	7 strand	
Conductor construction (Ethernet)	-	
Cross-section	7 G 2.5 mm ² (AWG14)	
Outer cable diameter	13.20 ± 0.20 mm	
Min. bending radius, moved	7 x outer cable diameter	
Min. bending radius, fixed installation	4 x outer cable diameter	
Conductor material	copper bare	
Shielding	braiding of tinned copper wires	

Optical covering factor of shielding (Ethernet)	≥ 85 %
Optical covering factor of shielding (total)	yes
Use	drag-chain suitable
UL-Style	UL758 (AMW) Style 22381/11657 90°C 1000V
Max. acceleration	30 m/s ² by 5 m travel distance 15 m/s ² by 10 m travel distance 5 m/s ² by 20 m travel distance
Max. speed	4 m/s
Max. number of cycles	10 million
Jacket color	black (similar to RAL9005)
Material jacket	PUR (polyurethane)
Wire color code	black, brown, grey, red, blue, white, black, green-yellow
Wire insulation material	PP (polypropylene)
Printing on the jacket	XXXXM Beckhoff Automation GmbH & Co. KG-Germany - Industrial Ethernet / EtherCAT ZB9050-0002 (7 G 2,5mm ²)C E356538 AWM I/II A/B 90°C 1000V FT2 RoHS MM/JJ
Printing color	white
Torsion angle in °/m	max. ± 30 °/m
Environmental data	
Operation temperature range, moved	-40...+90°C, -40...+194°F
Operation temperature range, fixed installation	-50...+90°C, -58...+194°F
UV resistance	yes
Oil resistance	according to EN 50363-10-2
Flame-retardant	acc. to IEC 60332-1-2, acc. to UL/CSA FT1, acc. to UL VW1, acc. to UL/CSA FT2
CFC-free	yes
Halogen-free	according to IEC 60754-1
Silicone-free	yes
Approvals	cRUus
Contact assembly	



Dimensions



A1	95.00 mm
A2	29.00 mm

Notes

- Depending on the cable length (L), the following length tolerances apply:
 0 m...3.0 m: + 100 mm | 3.0...10.0 m: ± 100 mm | ≥ 10.0 m: ± 2%
- Illustrations similar
- Further cable length on request. The last three digits of the ordering information is the cable length in decimeters, e.g.
 ZKxxxx-xxxx-x020 = cable length 2.00 m

CE, UL

CE	yes
----	-----

Ordering information

Ordering information	Length
ZK7752-6500-0050	5.00 m
ZK7752-6500-0100	10.00 m

Further length on request

Accessories

ZS7300-B003	B23 protection cap, plug, plastic, IP67, packaging unit = 10 pieces, including loss protection
-------------	--

ZS7300-B004	B23 protection cap, plug, metal, IP67, packaging unit = 5 pieces, including loss protection
ZS7300-B005	B23 color coding connector/square flange, red, packaging unit = 10 pieces
ZS7300-B006	B23 color coding connector/square flange, yellow, packaging unit = 10 pieces
ZS7300-B007	B23 color coding connector/square flange, blue, packaging unit = 10 pieces
ZS7300-B008	B23 color coding connector/square flange, green, packaging unit = 10 pieces
ZS7300-B015	B23 color coding connector/square flange, orange, packaging unit = 10 pieces
ZS7300-B016	B23 color coding connector/square flange, gray, packaging unit = 10 pieces
ZB8802-0003	assembly tool for B23 connector, AF27
ZB8805-0002	Flange/Panel feed-through for B23 pre-assembled, for fixing the connector, plastic, including screws, washers and lock nuts



Products marked with a crossed-out wheeled bin shall not be discarded with the normal waste stream. The device is considered as waste electrical and electronic equipment. The national regulations for the disposal of waste electrical and electronic equipment must be observed.

Beckhoff®, TwinCAT®, TwinCAT/BSD®, TC/BSD®, EtherCAT®, EtherCAT G®, EtherCAT G10®, EtherCAT P®, Safety over EtherCAT®, TwinSAFE®, XFC®, XTS® and XPlanar® are registered trademarks of and licensed by Beckhoff Automation GmbH. Other designations used in this publication may be trademarks whose use by third parties for their own purposes could violate the rights of the owners.

© Beckhoff Automation GmbH & Co. KG 02/2025

The information provided in this brochure contains merely general descriptions or characteristics of performance which in case of actual application do not always apply as described or which may change as a result of further development of the products. An obligation to provide the respective characteristics shall only exist if expressly agreed in the terms of contract.