



ZK7732-3100-0xxx | B23, Power cable, PUR, 5 G 2.5 mm², drag-chain suitable, key 2 (400 V AC)



B23, plug, straight, male+blanking plug, pins 4+PE, Power – open end, 5-wire



Plugs

Electrical data	Head A	Head B
Rated voltage (power)	630 V AC / 850 V DC, 600V AC / DC (UL)	-
Mechanical data		
Installation size	B23	open end
Connector type	plug	-
Configuration	straight	-
Contact type	male+blanking plug	-
Number of positions (face)	pins 4+PE	5-wire
Coding	Power	-
Mechanical coding	key 2 (400 V AC)	-
Wire termination	crimp connection	-
Body color	metal	-
Coupling nut material	GD-Zn, Ni	-
Seal	NBR, FPM	-
Contact carrier material	PA 6, UL 94 V0	-

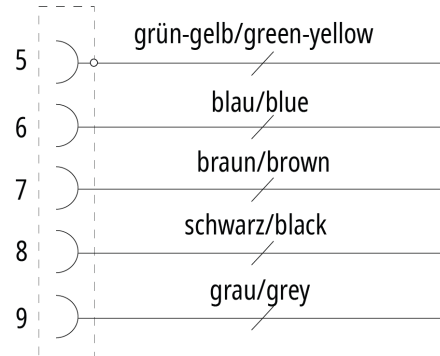
Contact carrier color (power)	red	-
Contact plating	Au over Ni	-
Contact material	copper alloy	-
Environmental data		
Shock resistance	50 g (490 m/s ²) conforms to IEC 60512-6c, 11 ms; 18 shocks per direction, 3 axes	-
Vibration resistance	5 g (50 m/s ²) conforms to IEC 60512-6d, 10 Hz ... 500 Hz; 10 cycles per axis; 6 h full duration	-
Ambient temperature (operation)	-30...+80°C, -22...+176°F	-
Protection rating	IP65/67 in screwed condition (according to IEC 60529)	-
Pollution level	3/2 (according to IEC 60664-1)	-

Cable

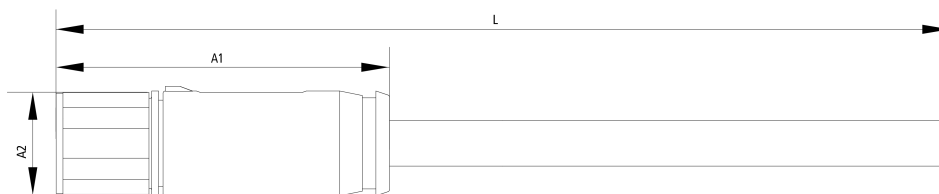
Electrical data		
Rated voltage	≤ 600 V	
Insulation resistance	≥ 200 MΩ*km	
Wire resistance (power)	≤ 13.3 Ω/km (DIN EN 50395)	
Test voltage	≥ 6000 V	
Mechanical data		
Conductor construction (power)	84 x 0.15 mm	
Cross-section (power)	3 x 1.5 mm ² (approx. AWG16)	
Outer cable diameter	7.0 mm ± 0.3 mm (0.2756" ± 0.0118")	
Min. bending radius, moved	10 x outer cable diameter	
Min. bending radius, fixed installation	5 x outer cable diameter	
Shielding	no	
Use	drag-chain suitable	
Max. acceleration	10 m/s ²	
Max. speed	3 m/s	
Max. number of cycles	4 million	
Jacket color	black	
Material jacket	PUR (polyurethane)	
Wire color code	brown, blue, green/yellow	
Wire insulation material	PP (polypropylene)	
Printing color	white	
Environmental data		
Operation temperature range, moved	-30...+80°C, -22...+176°F	

Oil resistance	according to IEC 60811-2-1 or according to DIN VDE 0282 part 10
Flame-retardant	according to AWM Style 20940, UL 758/1581 FT1, DIN EN 60332-2-2
Halogen-free	according to DIN VDE 0472 part 815, DIN EN 50267-2-1
RoHS compliant	yes

Contact assembly



Dimensions



Notes

- Depending on the cable length (L), the following length tolerances apply:
0 m...3.0 m: + 100 mm | 3.0...10.0 m: ± 100 mm | ≥ 10.0 m: ± 2%
- Illustrations similar
- Further cable length on request. The last three digits of the ordering information is the cable length in decimeters, e.g. ZKxxxx-xxxx-x020 = cable length 2.00 m

CE, UL

CE	yes
----	-----

Ordering information

Ordering information	Length
ZK7732-3100-0030	3.00 m
ZK7732-3100-0200	20.00 m
ZK7732-3100-0150	15.00 m
ZK7732-3100-0100	10.00 m
ZK7732-3100-0050	5.00 m

Further length on request

Accessories	
ZS7300-B003	B23 protection cap, plug, plastic, IP67, packaging unit = 10 pieces, including loss protection
ZS7300-B004	B23 protection cap, plug, metal, IP67, packaging unit = 5 pieces, including loss protection
ZS7300-B005	B23 color coding connector/square flange, red, packaging unit = 10 pieces
ZS7300-B006	B23 color coding connector/square flange, yellow, packaging unit = 10 pieces
ZS7300-B007	B23 color coding connector/square flange, blue, packaging unit = 10 pieces
ZS7300-B008	B23 color coding connector/square flange, green, packaging unit = 10 pieces
ZS7300-B015	B23 color coding connector/square flange, orange, packaging unit = 10 pieces
ZS7300-B016	B23 color coding connector/square flange, gray, packaging unit = 10 pieces
ZB8802-0003	assembly tool for B23 connector, AF27
ZB8805-0002	Flange/Panel feed-through for B23 pre-assembled, for fixing the connector, plastic, including screws, washers and lock nuts



Products marked with a crossed-out wheeled bin shall not be discarded with the normal waste stream. The device is considered as waste electrical and electronic equipment. The national regulations for the disposal of waste electrical and electronic equipment must be observed.

Beckhoff®, TwinCAT®, TwinCAT/BSD®, TC/BSD®, EtherCAT®, EtherCAT G®, EtherCAT G10®, EtherCAT P®, Safety over EtherCAT®, TwinSAFE®, XFC®, XTS® and XPlanar® are registered trademarks of and licensed by Beckhoff Automation GmbH. Other designations used in this publication may be trademarks whose use by third parties for their own purposes could violate the rights of the owners.

© Beckhoff Automation GmbH & Co. KG 02/2025

The information provided in this brochure contains merely general descriptions or characteristics of performance which in case of actual application do not always apply as described or which may change as a result of further development of the products. An obligation to provide the respective characteristics shall only exist if expressly agreed in the terms of contract.