



ZK7672-3100-3xxx | Power cable, PUR, fixed installation, 5 G 1.5 mm² + 2 x 0,75 mm², key 2



B17, plug, straight, female+ female, pins 5+2 – open end, pins 5+2



Plugs

Electrical data	Head A	Head B
Rated voltage (Ethernet)	24 V DC	-
Rated current (Ethernet)	3 A at 40 °C	-
Rated voltage (power)	60 V DC	-
Rated current (power)	10 A at 55 °C	-
Contact resistance	< 10 mΩ (signal), < 5 mΩ (power)	-
Insulation resistance	≥ 100 MΩ (according to IEC 60512)	-
Mechanical data		
Installation size	B17	open end
Connector type	plug	-
Configuration	straight	-
Contact type	female+ female	-
Number of positions (face)	pins 5+2	pins 5+2
Mechanical coding	key 2 (user-defined voltage)	-
Wire termination	crimp connection	ferrules

Mating cycles	≥ 100	-
Way of locking	bayonet	-
Body color	metal	-
Coupling nut material	GD-Zn, Ni	-
Seal	NBR	-
Contact carrier material	PA, UL 94	-
Contact plating	Au over Ni	-
Contact material	copper alloy	-
Environmental data		
Shock resistance	50 g (490 m/s ²) conforms to IEC 60512-6c, 11 ms; 18 shocks per direction, 3 axes	-
Vibration resistance	5 g (50 m/s ²) conforms to IEC 60512-6d, 10 Hz ... 500 Hz; 10 cycles per axis; 6 h full duration	-
RoHS compliant	yes	-
Ambient temperature (operation)	-30...+80°C, -22...+176°F	-
Protection rating	IP65/67 in screwed condition (according to IEC 60529)	-
Pollution level	3/2 (according to IEC 60664-1)	-

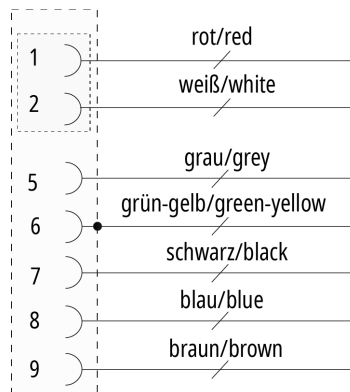
Cable

Electrical data		
Rated voltage	600 V AC/DC	
Wire resistance (power)	1.50 mm ² : ≤ 13.3 Ω/km, 0.75 mm ² : ≤ 26.0 Ω/km	
Test voltage	4000 V	
Mechanical data		
Cross-section	2 x 0.75 mm ² (AWG18) + 5 x 1.5 mm ² (AWG16)	
Outer cable diameter	12.4 mm ± 0.3 mm (0.4882" ± 0.0118")	
Min. bending radius, moved	10 x outer cable diameter	
Min. bending radius, fixed installation	5 x outer cable diameter	
Weight	158 kg/km (106.17 lb/1000 ft)	
Shielding	no	
Use	fixed installation	
UL-Style	AWM Style 2586	
Jacket color	black (similar to RAL9005)	
Material jacket	PVC (polyvinyl chloride)	
Wire color code	1.50 mm ² : brown, black, grey, blue, green/yellow 0.75 mm ² : white, red	
Wire insulation material	TPE-o (Polyolefin blends)	

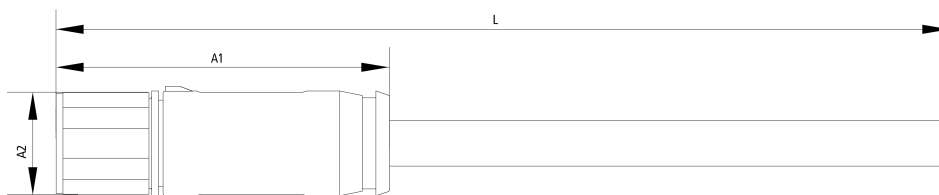
Environmental data

Operation temperature range, moved	+5...90°C, 41...194°F
Operation temperature range, fixed installation	-40...+90°C, -40...+194°F
Halogen-free	yes
RoHS compliant	yes

Contact assembly



Dimensions



Notes

- Depending on the cable length (L), the following length tolerances apply:
0 m...<0.2 m: ± 10 mm | 0.2...4.0 m: + 40 mm | ≥ 4.0 m: + 1%
- Illustrations similar
- Further cable length on request.

CE, UL

CE	yes
----	-----

Ordering information

Ordering information	Length
ZK7672-3100-3020	2.00 m
ZK7672-3100-3030	3.00 m
ZK7672-3100-3050	5.00 m

Accessories

ZS7200-B003	B17 protection cap, plug, plastic, IP67, packaging unit = 10 pieces, including loss protection
ZS7200-B004	B17 protection cap, plug, metal, IP67, packaging unit = 5 pieces, including loss protection
ZS7200-B005	B17 color coding connector/square flange, red, packaging unit = 10 pieces
ZS7200-B006	B17 color coding connector/square flange, yellow, packaging unit = 10 pieces
ZS7200-B007	B17 color coding connector/square flange, blue, packaging unit = 10 pieces
ZS7200-B008	B17 color coding connector/square flange, green, packaging unit = 10 pieces
ZS7200-B015	B17 color coding connector/square flange, orange, packaging unit = 10 pieces
ZS7200-B016	B17 color coding connector/square flange, gray, packaging unit = 10 pieces
ZB8802-0002	assembly tool for B17 connector, AF22
ZB8805-0001	Flange/Panel feed-through for B17 pre-assembled, for fixing the connector, plastic, including screws, washers and lock nuts



Products marked with a crossed-out wheeled bin shall not be discarded with the normal waste stream. The device is considered as waste electrical and electronic equipment. The national regulations for the disposal of waste electrical and electronic equipment must be observed.

Beckhoff®, TwinCAT®, TwinCAT/BSD®, TC/BSD®, EtherCAT®, EtherCAT G®, EtherCAT G10®, EtherCAT P®, Safety over EtherCAT®, TwinSAFE®, XFC®, XTS® and XPlanar® are registered trademarks of and licensed by Beckhoff Automation GmbH. Other designations used in this publication may be trademarks whose use by third parties for their own purposes could violate the rights of the owners.

© Beckhoff Automation GmbH & Co. KG 08/2024

The information provided in this brochure contains merely general descriptions or characteristics of performance which in case of actual application do not always apply as described or which may change as a result of further development of the products. An obligation to provide the respective characteristics shall only exist if expressly agreed in the terms of contract.