


ZK7643-1819-0xxx | B17, Power cable, PUR, 3 G 1.5 mm², drag-chain suitable, key 2 (230 V AC)



B17, plug, straight, male+blanking plug, pins 2+PE, Power – B17, plug, straight, female+blanking plug, pins 2+PE, Power



Plugs

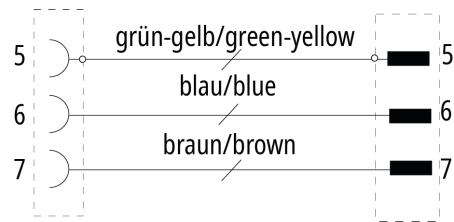
Electrical data	Head A	Head B
Rated voltage (power)	630 V AC / 850 V DC, 600V AC / DC (UL)	630 V AC / 850 V DC, 600V AC / DC (UL)
Rated current (power)	15.5 A at 50 °C	15.5 A at 50 °C
Rated impulse voltage (power)	6.0 kV	6.0 kV
Contact resistance	< 5 mΩ	< 5 mΩ
Insulation resistance	≥ 100 MΩ (according to IEC 60512)	≥ 100 MΩ (according to IEC 60512)
Mechanical data		
Installation size	B17	B17
Connector type	plug	plug
Configuration	straight	straight
Contact type	male+blanking plug	female+blanking plug
Number of positions (face)	pins 2+PE	pins 2+PE
Coding	Power	Power
Mechanical coding	key 2 (230 V AC)	key 2 (230 V AC)

Wire termination	crimp connection	crimp connection
Mating cycles	≥ 100	≥ 100
Way of locking	bayonet	bayonet
Weight per piece	0.090 kg (0.198 lb)	0.090 kg (0.198 lb)
Body color	black	black
Body material	TPU, UL94 HB	TPU, UL94 HB
Coupling nut material	GD-Zn, Ni	GD-Zn, Ni
Seal	NBR	NBR
Contact carrier material	PA, UL 94	PA, UL 94
Contact carrier color (power)	red	red
Contact plating	Au over Ni	Au over Ni
Contact material	copper alloy	copper alloy
Environmental data		
Shock resistance	50 g (490 m/s ²) conforms to IEC 60512-6c, 11 ms; 18 shocks per direction, 3 axes	50 g (490 m/s ²) conforms to IEC 60512-6c, 11 ms; 18 shocks per direction, 3 axes
Vibration resistance	5 g (50 m/s ²) conforms to IEC 60512-6d, 10 Hz ... 500 Hz; 10 cycles per axis; 6 h full duration	5 g (50 m/s ²) conforms to IEC 60512-6d, 10 Hz ... 500 Hz; 10 cycles per axis; 6 h full duration
Ambient temperature (operation)	-30...+80°C, -22...+176°F	-30...+80°C, -22...+176°F
Protection rating	IP65/67 in screwed condition (according to IEC 60529)	IP65/67 in screwed condition (according to IEC 60529)
Pollution level	3/2 (according to IEC 60664-1)	3/2 (according to IEC 60664-1)

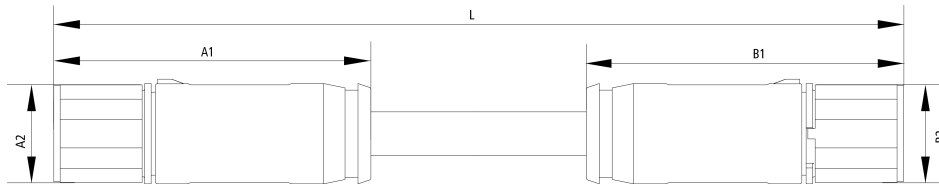
Cable

Electrical data		
Rated voltage	≤ 300 V	
Mechanical data		
Cross-section	5 x 0.75 mm ²	
Use	drag-chain suitable	
Jacket color	black	
Material jacket	PUR (polyurethane)	
Wire color code	brown, white, black, blue, gray	
Wire insulation material	PP (polypropylene)	
Printing color	white	
Environmental data		
Operation temperature range, moved	-25...+80°C, -13...+176°F	

Contact assembly



Dimensions



A1	73.60 mm
A2	23.00 mm
B1	73.60 mm
B2	23.00 mm

Notes

- Depending on the cable length (L), the following length tolerances apply:
0 m...3.0 m: + 100 mm | 3.0...10.0 m: ± 100 mm | ≥ 10.0 m: $\pm 2\%$
- Illustrations similar
- Further cable length on request. The last three digits of the ordering information is the cable length in decimeters, e.g. ZKxxxx-xxxx-x020 = cable length 2.00 m

CE, UL

CE	yes
----	-----

Ordering information

Ordering information	Length
ZK7643-1819-0010	1.00 m
ZK7643-1819-0050	5.00 m
ZK7643-1819-0100	10.00 m
ZK7643-1819-0150	15.00 m
ZK7643-1819-0070	7.00 m
ZK7643-1819-0030	3.00 m
ZK7643-1819-0020	2.00 m
ZK7643-1819-0170	17.00 m
ZK7643-1819-0120	12.00 m
ZK7643-1819-0200	20.00 m

ZK7643-1819-0080	8.00 m
------------------	--------

Further length on request

Accessories

ZS7200-B003	B17 protection cap, plug, plastic, IP67, packaging unit = 10 pieces, including loss protection
ZS7200-B004	B17 protection cap, plug, metal, IP67, packaging unit = 5 pieces, including loss protection
ZS7200-B005	B17 color coding connector/square flange, red, packaging unit = 10 pieces
ZS7200-B006	B17 color coding connector/square flange, yellow, packaging unit = 10 pieces
ZS7200-B007	B17 color coding connector/square flange, blue, packaging unit = 10 pieces
ZS7200-B008	B17 color coding connector/square flange, green, packaging unit = 10 pieces
ZS7200-B016	B17 color coding connector/square flange, gray, packaging unit = 10 pieces
ZS7200-B015	B17 color coding connector/square flange, orange, packaging unit = 10 pieces
ZB8802-0002	assembly tool for B17 connector, AF22
ZB8805-0001	Flange/Panel feed-through for B17 pre-assembled, for fixing the connector, plastic, including screws, washers and lock nuts



Products marked with a crossed-out wheeled bin shall not be discarded with the normal waste stream. The device is considered as waste electrical and electronic equipment. The national regulations for the disposal of waste electrical and electronic equipment must be observed.

Beckhoff®, TwinCAT®, TwinCAT/BSD®, TC/BSD®, EtherCAT®, EtherCAT G®, EtherCAT G10®, EtherCAT P®, Safety over EtherCAT®, TwinSAFE®, XFC®, XTS® and XPlanar® are registered trademarks of and licensed by Beckhoff Automation GmbH. Other designations used in this publication may be trademarks whose use by third parties for their own purposes could violate the rights of the owners.

© Beckhoff Automation GmbH & Co. KG 02/2025

The information provided in this brochure contains merely general descriptions or characteristics of performance which in case of actual application do not always apply as described or which may change as a result of further development of the products. An obligation to provide the respective characteristics shall only exist if expressly agreed in the terms of contract.