



ZK4704-0411-2xxx | Motor connection cable 0.75 mm² with itec[®] plug for motors with resolver, drag-chain suitable



itec[®] (Series 915), plug, straight, female, Power: 3+PE, Signal: 5 – open end, 6-wire + shielding



Plugs

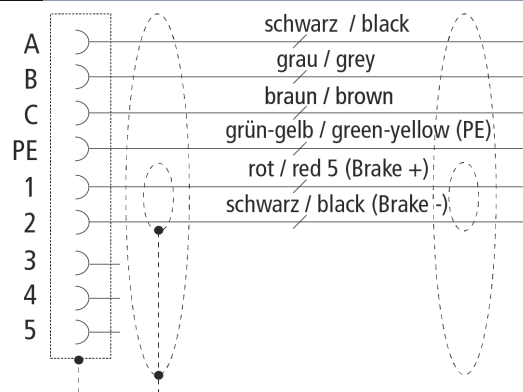
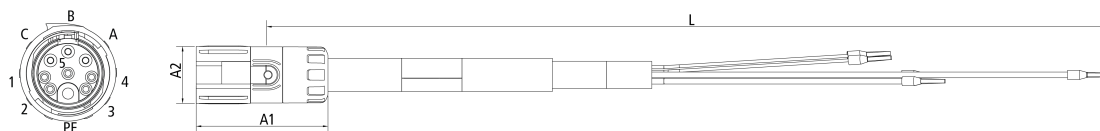
Electrical data	Head A	Head B
Rated voltage (power)	630 V AC/DC	-
Rated voltage (signal/24V)	63 V AC/DC	-
Rated current (power)	14 A	-
Rated current (signal/24V)	3.6 A	-
Rated impulse voltage (power)	6.0 kV	-
Rated impulse voltage (signal/24V)	1.5 kV	-
Contact resistance	< 5 mΩ	-
Mechanical data		
Accessories type	Connectors/Cables	-
Installation size	itec [®] (Series 915)	open end
Connector type	plug	-
Configuration	straight	-

Contact type	female	-
Number of positions (face)	Power: 3+PE, Signal: 5	6-wire + shielding
Wire termination	crimp connection	-
Mating cycles	500	-
Way of locking	bayonet	-
Weight per piece	0.025 kg (0.0551 lb)	-
Body color	black, similar to RAL 9011	-
Body material	zinc diecast/plastic	-
Seal	FKM	-
Clamp ring	brass/nickel plated	-
Contact carrier material	PBT, PA, UL 94 V-0	-
Contact material	brass/gold plated	-
Environmental data		
Special features	Max. height for operation 2000 m	-
Ambient temperature (operation)	-20...+130 °C, -4...+266 °F	-
Protection rating	IP66/67 in screwed condition	-
Pollution level	3 (according to VDE 0110/EN61984 part 6.19.2.2)	-
Overvoltage category	3 (according to VDE 0110/EN61984 part 6.19.2.2)	-

Cable

Electrical data		
Operating voltage	≤ 300 V	
Insulation resistance	≥ 20 MΩ*km	
Mechanical data		
Cross-section (power)	0.75 mm ² (approx. AWG18)	
Outer cable diameter	8.8 mm ± 0.2 mm (0.3464" ± 0.0079")	
Min. bending radius, moved in drag-chain	10 x outer cable diameter	
Min. bending radius, fixed installation	4 x outer cable diameter	
Conductor material (signal/24V)	copper bare	
Use	drag-chain suitable	
Max. acceleration	50 m/s ² (depending on travel distance)	
Max. speed	5 m/s	
Max. travel distance	50 m (horizontal)	
Max. number of cycles	10 million	

Jacket color	orange
Material jacket	PUR (polyurethane)
Wire insulation material	PP (polypropylene)
Printing on the jacket	Beckhoff Automation GmbH - D - Verl - (4 G 0,75 + (2 x 0,50)) E170315 cRUus AWM STYLE 20233 AWM I/II A/B 80°C 300V FT1 XX/YY - DESINA - XX/YY = week of production / year of production
Printing color	black
Torsion angle in °/m	max. ± 30 °/m
Environmental data	
Operation temperature range, moved	-20...+60 °C, -4...+140 °F
Operation temperature range, fixed installation	-50...+80 °C, -58...+176 °F
Flame-retardant	yes
Halogen-free	yes
Approvals	UL758 (AWM) Style 20233 (jacket) and Style 10493 (core)

Contact assembly**Dimensions**

A1	44.00 mm
----	----------

A2	19.00 mm
----	----------

Notes

- The following length tolerances apply: 2-3 %
- Illustrations similar

Ordering information	Length
ZK4704-0411-2010	1.00 m
ZK4704-0411-2030	3.00 m
ZK4704-0411-2050	5.00 m
ZK4704-0411-2100	10.00 m
ZK4704-0411-2200	20.00 m

Beckhoff®, TwinCAT®, TwinCAT/BSD®, TC/BSD®, EtherCAT®, EtherCAT G®, EtherCAT G10®, EtherCAT P®, Safety over EtherCAT®, TwinSAFE®, XFC®, XTS® and XPlanar® are registered trademarks of and licensed by Beckhoff Automation GmbH. Other designations used in this publication may be trademarks whose use by third parties for their own purposes could violate the rights of the owners.

© Beckhoff Automation GmbH & Co. KG 12/2022

The information provided in this brochure contains merely general descriptions or characteristics of performance which in case of actual application do not always apply as described or which may change as a result of further development of the products. An obligation to provide the respective characteristics shall only exist if expressly agreed in the terms of contract.