


# C9900-K280...K289,-K293, -K363 | Network cable for CP72xx, assembled



RJ45, push-pull V4, plug, straight, male, 8-pin – RJ45, plug, straight, male, 8-pin



## Plugs

Electrical data	Head A	Head B
Rated voltage	50 V AC / 60 V DC	-
Rated current	1.3 A at 40°C	1 A at 50°C
Voltage proof (contact/contact)	≥ 1000 V DC	≥ 1000 V DC
Voltage proof (contact/shield)	≥ 1500 V DC	≥ 1500 V DC
Shielding	yes	yes
Contact resistance	-	< 20 mΩ
Insulation resistance	-	≥ 500 MΩ
Mechanical data		
Installation size	RJ45, push-pull V4	RJ45
Connector type	plug	plug
Configuration	straight	straight
Contact type	male	male
Number of positions (face)	8-pin	8-pin

Wire termination	IDC	-
Mating cycles	≥ 750	≥ 750
Insertion force	-	≤ 30 N
Weight per piece	0.049 kg (0.1080 lb)	-
Body color	black	green
Body material	thermoplastic	-
Contact carrier color	yellow	transparent
Contact carrier material	UL 94 V-0	PC UL 94 V-0
Contact material	CuZn, Ni b/Au	phosphorus bronze
Max. wire cross-section	AWG28/7 ... AWG24/7	AWG24...AWG27
Max. cable outer diameter	4.5...10 mm	5.5...7.3 mm
<b>Environmental data</b>		
Special features	Cat.6A	Cat.6A
UV resistance	yes	-
RoHS compliant	yes	yes
Ambient temperature (operation)	-40...+70°C, -40...+158°F	-40...+70°C, -40...+158°F
Protection rating	IP65/67	IP20
Approvals	UL, CSA	UL

## Cable

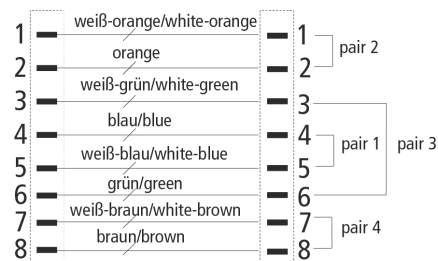
<b>Electrical data</b>		
Rated voltage	125 V	
Insulation resistance	≥ 500 MΩ * 100m	
Mutual capacitance	5.1 nF/100m	
Characteristic impedance	100 Ω ± 15 Ω (100 MHz)	
Loop resistance	≤ 290 Ω/km	
Electrical parameters (Ethernet)	Cat.5e	
Test voltage	1000 V, 50 Hz, 1 min. (wire/wire and wire/screen)	
<b>Mechanical data</b>		
Cable structure (Ethernet)	twisted shielded pair	
Conductor construction (Ethernet)	7-strand	
Cross-section (Ethernet)	4 x 2 x 0.14 mm <sup>2</sup> (AWG26)	
Outer cable diameter	5.6 mm ± 0.15 mm (0.2205" ± 0.0079")	
Min. bending radius, moved	22.5 mm	
Min. bending radius, fixed installation	45.5 mm	
Shielding	aluminum-clad foil, braiding of tinned copper wires	

Optical covering factor of shielding (total)	≥ 65 %
Use	fixed installation
Jacket color	green
Material jacket	PUR (polyurethane)
Wire color code	white / blue, white / orange, white / green, white / brown
Wire insulation material	PE (polyethylene)
Printing on the jacket	Cat.5 SF/UTP 4x2xAWG26/7 PUR LI2Y(ST)C11Y IEC 60332-1 E344985 AA c(UL)us CMX -40°C ~ +85°C „Batch number“ „Meter marking“

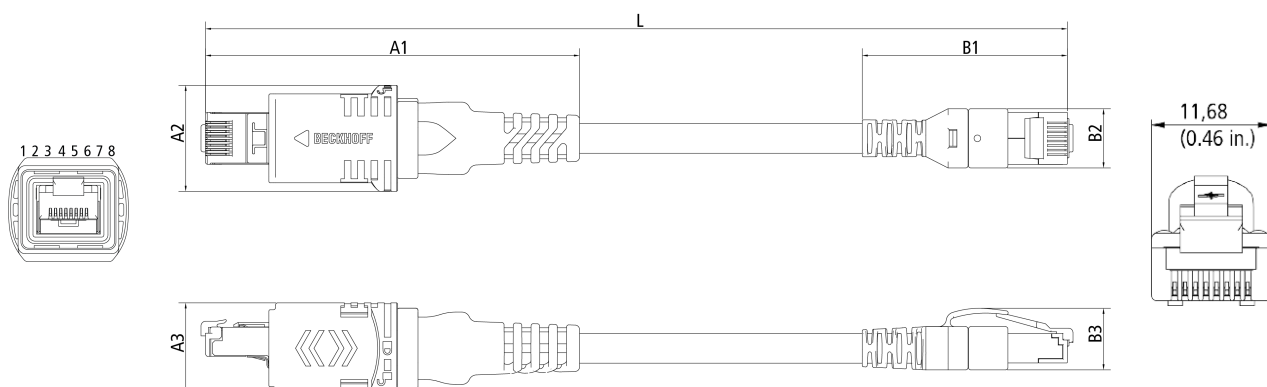
### Environmental data

Operation temperature range, moved	-0...+50°C, 32...+122°F
Operation temperature range, fixed installation	-40...+85°C, -40...+185°F
UV resistance	according to IEC 60068-2-5 (2 cycles of test method B)
Oil resistance	according to UL 758
Flame-retardant	according to IEC 60332-1 CMX
Halogen-free	according to IEC 60754-2
RoHS compliant	yes
Approvals	UL file number: E344985, c(UL)us type CMX

### Contact assembly



### Dimensions



A1	68.0 mm
A2	23.8 mm
A3	20.4 mm
B1	35,4 mm
B2	14,1 mm
B3	13,5 mm

## Notes

- Depending on the cable length (L), the following length tolerances apply:

0 ...  $\geq 0.5$  m:  $\pm 10$  mm |  $\geq 1.0$  m:  $\pm 25$  mm |  $3.0$  ...  $\geq 5.0$  m:  $\pm 40$  mm |  $10.0$  ...  $\geq 15.0$  m:  $\pm 100$  mm |  $\geq 20.0$  m:  $\pm 200$  mm |  $30.0$  ...  $\geq 40.0$  m:  $\pm 300$  mm |  $50.0$  m:  $\pm 500$  mm

- Illustrations similar

- Further cable length on request.

Ordering information	Length
C9900-K280	0.50 m
C9900-K293	1.00 m
C9900-K363	2.00 m
C9900-K281	3.00 m
C9900-K282	5.00 m
C9900-K283	10.00 m
C9900-K284	15.00 m
C9900-K285	20.00 m
C9900-K286	30.00 m
C9900-K287	40.00 m
C9900-K288	50.00 m



Products marked with a crossed-out wheeled bin shall not be discarded with the normal waste stream. The device is considered as waste electrical and electronic equipment. The national regulations for the disposal of waste electrical and electronic equipment must be observed.

Beckhoff®, TwinCAT®, TwinCAT/BSD®, TC/BSD®, EtherCAT®, EtherCAT G®, EtherCAT G10®, EtherCAT P®, Safety over EtherCAT®, TwinSAFE®, XFC®, XTS® and XPlanar® are registered trademarks of and licensed by Beckhoff Automation GmbH. Other designations used in this publication may be trademarks whose use by third parties for their own purposes could violate the rights of the owners.

© Beckhoff Automation GmbH & Co. KG 08/2024

The information provided in this brochure contains merely general descriptions or characteristics of performance which in case of actual application do not always apply as described or which may change as a result of further development of the products. An obligation to provide the respective characteristics shall only exist if expressly agreed in the terms of contract.