


ZK7A30-3155-Bxxx | B23, ENP cable, PUR, 3 G 4.0 mm² + 2 x 1.5 mm² + (1 x 4 x AWG26), fixed installation, key 3 (user-defined voltage), XTS



B23, plug, straight, female+male, pins 4+PE+4, EtherCAT-coded – RJ45, plug, straight, male, 8-pin



Plugs

Electrical data	Head A	Head B
Rated voltage	-	125 V
Rated voltage (Ethernet)	60 V DC	-
Rated current (Ethernet)	4 A at 40 °C	-
Rated voltage (power)	630 V AC / 850 V DC, 600V AC / DC (UL)	-
Rated current (power)	28 A at 45 °C	-
Rated current	-	1 A at 40°C
Rated impulse voltage (power)	6.0 kV	-
Rated impulse voltage (Ethernet)	1.0 kV	-
Voltage proof (contact/contact)	1.5 kV (power - Ethernet), 3.31 kV AC (power), 1.0 kV AC (Ethernet)	-
Shielding	-	yes
Shielding (Ethernet)	yes	-

Contact resistance	< 10 mΩ (signal), < 5 mΩ (power)	-
Insulation resistance	≥ 100 MΩ (according to IEC 60512)	≥ 100 MΩ (according to IEC 60512)
Mechanical data		
Installation size	B23	RJ45
Connector type	plug	plug
Configuration	straight	straight
Contact type	female+male	male
Number of positions (face)	pins 4+PE+4	8-pin
Coding	EtherCAT-coded	-
Mechanical coding	key 3 (user-defined voltage)	-
Wire termination	crimp connection	-
Mating cycles	≥ 100	≥ 750
Way of locking	bayonet	-
Weight per piece	0.100 kg (0.220 lb)	-
Body color	black	black
Body material	TPU, UL 94 HB	PC UL 94 V0
Coupling nut material	GD-Zn, Ni	-
Seal	NBR, FPM	-
Contact carrier material	PA 6, UL 94 V0	PC UL 94
Contact carrier color (Ethernet)	yellow	-
Contact carrier color (power)	red	-
Contact plating	Au over Ni	Ni, Au gal.
Contact material	copper alloy	CuZn
Environmental data		
Shock resistance	50 g (490 m/s ²) conforms to IEC 60512-6c, 11 ms; 18 shocks per direction, 3 axes	-
Vibration resistance	5 g (50 m /s ²) conforms to IEC 60512-6d, 10 Hz ... 500 Hz; 10 cycles per axis; 6 h full duration	-
RoHS compliant	yes	yes
Ambient temperature (operation)	-30...+80°C, -22...+176°F	-40...+60°C, -40...+140°F
Protection rating	IP65/67 in screwed condition (according to IEC 60529)	IP20
Pollution level	3/2 (according to IEC 60664-1)	3/2 (according to IEC 60664-1)
Approvals	UL 2237: File E484763	UL

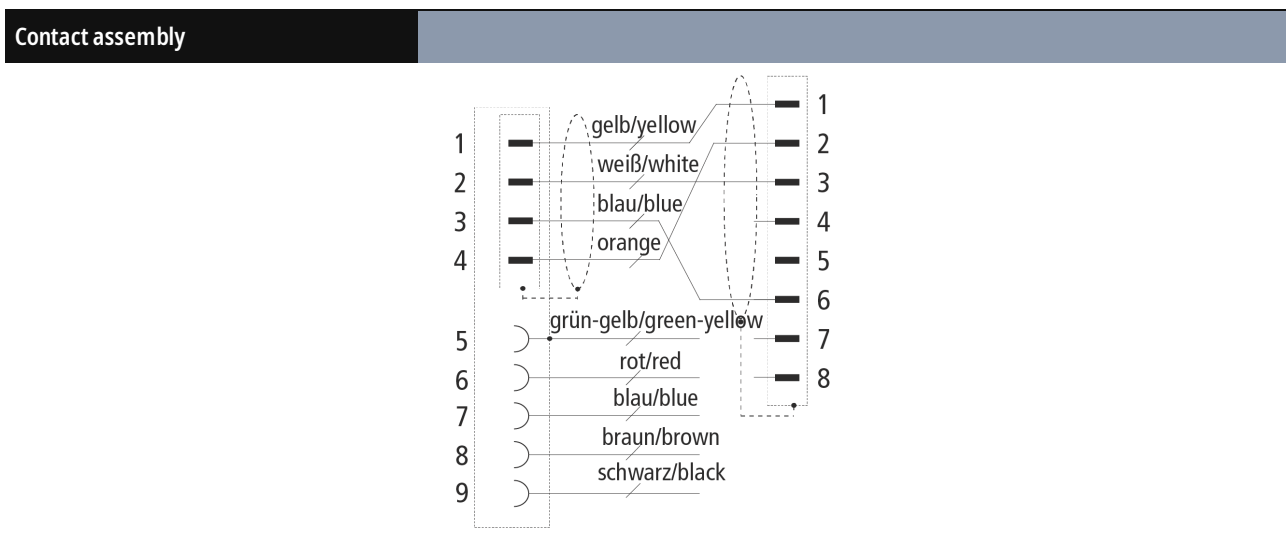
Cable

Electrical data

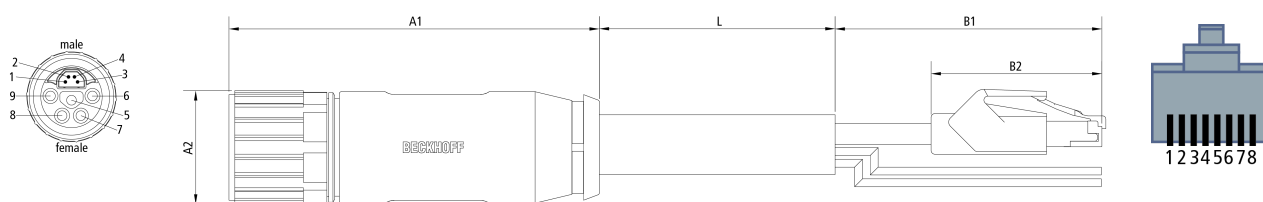
Operating voltage	≤ 300 V
Insulation resistance	≥ 500 MΩ * km (DIN EN 50395)
Wire resistance (power)	≤ 5.1 Ω/km
Wire resistance (signal/24V)	≤ 14 Ω/km
Wire resistance (Ethernet)	≤ 145.0 Ω/km
Dielectric strength wire/wire (Ethernet)	2.5 kV (50 Hz, 1 min)
Dielectric strength wire/shield (Ethernet)	2 kV (50 Hz, 1 min)
Mechanical data	
Cable structure	S/FTP
Cable structure (Ethernet)	star quad
Conductor construction (Ethernet)	7-strand
Cross-section (power)	3 x 4.0 mm ² (approx. AWG12)
Cross-section (signal)	2 x 1.5 mm ² (approx. AWG16)
Cross-section (Ethernet)	1 x 4 x 0.14 mm ² (AWG26)
Outer cable diameter	10.9 mm ± 0.4 mm (0.429" ± 0.0157")
Min. bending radius, moved	15 x outer cable diameter
Min. bending radius, fixed installation	7 x outer cable diameter
Weight	215 kg/km (144.45 lb/1000 ft)
Conductor material (power)	copper bare
Conductor material (signal/24V)	copper bare
Conductor material (Ethernet)	bare copper
Shielding	braiding of tinned copper wires, metallized plastic fleece, aluminum-clad foil
Optical covering factor of shielding (Ethernet)	≥ 85 %
Optical covering factor of shielding (total)	no
Use	fixed installation
Max. acceleration	5 m/s ²
Max. speed	1.5 m/s
Max. travel distance	2 m
Max. number of cycles	0.1 million
Jacket color	black (similar to RAL 9005) with yellow stripe (similar to RAL 1003)
Material jacket	PUR (polyurethane)
Wire color code	Ethernet: white, yellow, blue, orange Power (4.0 mm ²): brown, blue, yellow/green Signal (1.5 mm ²): red, black
Wire insulation material	PO (Polyolefine)
Printing on the jacket	xxxxM Beckhoff Automation GmbH & Co. KG - Germany -Industrial Ethernet / EtherCAT ZB7308 3 G 4 + 2 x 1,5 + (4xAWG26)/C E63216 (cULus) AWM 20233 AWM I/II A/B 80°C 300V FT1 RoHS MM/YY

Printing color	white
Environmental data	
Operation temperature range, moved	-25...+80°C, -13...+176°F
UV resistance	yes
LABS-free	yes
Halogen-free	yes
Silicone-free	yes
Approvals	cULus AWM Style 20233

Attenuation	
Max. insertion loss	
Frequency [MHz]	1 4 10 16 20 31.25 62.5 100
[db/100 m]	- - 13.5 - - 22.0 28.0 34.0
[db/100 ft]	- - 4.1 - - 6.7 8.5 10.4
Min. near-end crosstalk attenuation	
Frequency [MHz]	1 4 10 16 20 31.25 62.5 100
[db/100 m]	- - 45.0 - - 43.0 38.0 35.0
[db/100 ft]	- - 13.7 - - 13.1 11.6 10.7



Dimensions



A1	93.60 mm
A2	28.50 mm
B1	200.0 mm
B2	44.0 mm

Notes

- Depending on the cable length (L), the following length tolerances apply:
0 m...3.0 m: + 100 mm | 3.0...10.0 m: ± 100 mm | ≥ 10.0 m: $\pm 2\%$
- Illustrations similar
- Further cable length on request. The last three digits of the ordering information is the cable length in decimeters, e.g. ZKxxxx-xxxx-x020 = cable length 2.00 m
- cable for xts motor modules with a maximum of 100 000 alternating bending cycles

CE, UL	
CE	yes

Ordering information	Length
ZK7A30-3155-B005	0.50 m
ZK7A30-3155-B010	1.00 m
ZK7A30-3155-B020	2.00 m
ZK7A30-3155-B030	3.00 m
ZK7A30-3155-B040	4.00 m
ZK7A30-3155-B050	5.00 m
ZK7A30-3155-B060	6.00 m
ZK7A30-3155-B075	7.50 m
ZK7A30-3155-B080	8.00 m
ZK7A30-3155-B090	9.00 m
ZK7A30-3155-B100	10.00 m
ZK7A30-3155-B120	12.00 m
ZK7A30-3155-B140	14.00 m

ZK7A30-3155-B150	15.00 m
ZK7A30-3155-B200	20.00 m
ZK7A30-3155-B250	25.00 m

Accessories	
ZS7300-B003	B23 protection cap, plug, plastic, IP67, packaging unit = 10 pieces, including loss protection
ZS7300-B004	B23 protection cap, plug, metal, IP67, packaging unit = 5 pieces, including loss protection
ZS7300-B005	B23 color coding connector/square flange, red, packaging unit = 10 pieces
ZS7300-B006	B23 color coding connector/square flange, yellow, packaging unit = 10 pieces
ZS7300-B007	B23 color coding connector/square flange, blue, packaging unit = 10 pieces
ZS7300-B008	B23 color coding connector/square flange, green, packaging unit = 10 pieces
ZS7300-B015	B23 color coding connector/square flange, orange, packaging unit = 10 pieces
ZS7300-B016	B23 color coding connector/square flange, gray, packaging unit = 10 pieces
ZB8802-0003	assembly tool for B23 connector, AF27
ZB8805-0002	Flange/Panel feed-through for B23 pre-assembled, for fixing the connector, plastic, including screws, washers and lock nuts



Products marked with a crossed-out wheeled bin shall not be discarded with the normal waste stream. The device is considered as waste electrical and electronic equipment. The national regulations for the disposal of waste electrical and electronic equipment must be observed.

Beckhoff®, TwinCAT®, TwinCAT/BSD®, TC/BSD®, EtherCAT®, EtherCAT G®, EtherCAT G10®, EtherCAT P®, Safety over EtherCAT®, TwinSAFE®, XFC®, XTS® and XPlanar® are registered trademarks of and licensed by Beckhoff Automation GmbH. Other designations used in this publication may be trademarks whose use by third parties for their own purposes could violate the rights of the owners.

© Beckhoff Automation GmbH & Co. KG 06/2024

The information provided in this brochure contains merely general descriptions or characteristics of performance which in case of actual application do not always apply as described or which may change as a result of further development of the products. An obligation to provide the respective characteristics shall only exist if expressly agreed in the terms of contract.