


# ZK7910-1819-0xxx | B17, ENP cable, PUR, 3 G 2.5 mm<sup>2</sup> + (1 x 4 x AWG22), drag-chain suitable, key 3 (user-defined voltage)



B17, plug, straight, male+male, pins 2+PE+4, P-coded – B17, plug, straight, female+ female, pins 2+PE+4, P-coded



## Plugs

Electrical data	Head A	Head B
Rated voltage (Ethernet)	24 V DC	24 V DC
Rated current (Ethernet)	3 A at 40 °C	3 A at 40 °C
Rated voltage (power)	250 V AC/DC	250 V AC/DC
Rated current (power)	21 A at 55 °C	21 A at 55 °C
Rated impulse voltage (power)	2.5 kV	2.5 kV
Rated impulse voltage (Ethernet)	1.0 kV	1.0 kV
Voltage proof (contact/contact)	1.5 kV (power - Ethernet), 3.31 kV AC (power), 1.0 kV AC (Ethernet)	1.5 kV (power - Ethernet), 3.31 kV AC (power), 1.0 kV AC (Ethernet)
Shielding (Ethernet)	yes	yes
Contact resistance	< 10 mΩ (signal), < 5 mΩ (power)	< 10 mΩ (signal), < 5 mΩ (power)
Insulation resistance	≥ 100 MΩ (according to IEC 60512)	≥ 100 MΩ (according to IEC 60512)
Mechanical data		

Installation size	B17	B17
Connector type	plug	plug
Configuration	straight	straight
Contact type	male+male	female+ female
Number of positions (face)	pins 2+PE+4	pins 2+PE+4
Coding	P-coded	P-coded
Mechanical coding	key 3 (user-defined voltage)	key 3 (user-defined voltage)
Wire termination	crimp connection	crimp connection
Mating cycles	≥ 100	≥ 100
Way of locking	bayonet	bayonet
Weight per piece	0.090 kg (0.198 lb)	0.090 kg (0.198 lb)
Body color	black	black
Body material	TPU, UL 94 HB	TPU, UL 94 HB
Coupling nut material	GD-Zn, Ni	GD-Zn, Ni
Seal	NBR, FPM	NBR, FPM
Contact carrier material	PA 6, UL 94 V0	PA 6, UL 94 V0
Contact carrier color (Ethernet)	red	red
Contact carrier color (power)	red	red
Contact plating	Au over Ni	Au over Ni
Contact material	copper alloy	copper alloy
<b>Environmental data</b>		
Shock resistance	50 g (490 m/s <sup>2</sup> ) conforms to IEC 60512-6c, 11 ms; 18 shocks per direction, 3 axes	50 g (490 m/s <sup>2</sup> ) conforms to IEC 60512-6c, 11 ms; 18 shocks per direction, 3 axes
Vibration resistance	5 g (50 m /s <sup>2</sup> ) conforms to IEC 60512-6d, 10 Hz ... 500 Hz; 10 cycles per axis; 6 h full duration	5 g (50 m /s <sup>2</sup> ) conforms to IEC 60512-6d, 10 Hz ... 500 Hz; 10 cycles per axis; 6 h full duration
RoHS compliant	yes	yes
Ambient temperature (operation)	-30...+80°C, -22...+176°F	-30...+80°C, -22...+176°F
Protection rating	IP65/67 in screwed condition (according to IEC 60529)	IP65/67 in screwed condition (according to IEC 60529)
Pollution level	3/2 (according to IEC 60664-1)	3/2 (according to IEC 60664-1)
Approvals	UL 2237: File E484763	UL 2237: File E484763

## Cable

<b>Electrical data</b>		
Operating voltage	≤ 600 V	
Mutual capacitance wire/wire (Ethernet)	nom. 55 nF/km	
Attenuation of shielding	≥ 40 dB	

Insulation resistance	≥ 200 MΩ*km
Mutual capacitance	AWG 22: nom. 55 nF/km
Wire resistance (power)	≤ 8.3 Ω/km
Wire resistance (Ethernet)	≤ 58.0 Ω/km (20°C)
Characteristic impedance (Ethernet)	100 Ω ±10 Ω
Dielectric strength wire/wire (power)	4 kV 50 Hz 5 min. (DIN VDE 0472 T.509C)
Dielectric strength wire/shield (power)	4 kV 50 Hz 5 min. (DIN VDE 0472 T.509C)
Dielectric strength wire/wire (Ethernet)	2 kV ( 50 Hz, 1 min)
Dielectric strength wire/shield (Ethernet)	2 kV ( 50 Hz, 1 min)
<b>Mechanical data</b>	
Cable structure (Ethernet)	star quad
Conductor construction (Ethernet)	7-strand
Cross-section (power)	3 x 2.5 mm <sup>2</sup> (approx. AWG14)
Cross-section (Ethernet)	1 x 4 x 0.34 mm <sup>2</sup> (AWG22)
Outer cable diameter	11.1 mm ± 0.2 mm (0.4370" ± 0.0079")
Min. bending radius, moved	7 x outer cable diameter
Min. bending radius, fixed installation	4 x outer cable diameter
Weight	135 kg/km (90.716 lb/1000 ft)
Conductor material (power)	copper bare
Conductor material (Ethernet)	bare copper
Shielding	braiding of tinned copper wires, metallized plastic fleece, aluminum-clad foil
Optical covering factor of shielding (Ethernet)	≥ 85 %
Optical covering factor of shielding (total)	no
Use	drag-chain suitable
UL-Style	UL758 (AWM) Style 21223 (jacket) and Style 10492 (core)
Max. acceleration	30 m/s <sup>2</sup>
Max. speed	4 m/s
Max. travel distance	20 m (horizontal)
Max. number of cycles	3 million
Wall thickness of wire insulation (power)	0.4 mm
Wall thickness of wire insulation (Ethernet)	0.4 mm
Jacket color	black (similar to RAL 9005) with red stripe (similar to RAL 3020)
Material jacket	PUR (polyurethane)
Wire color code	white, yellow, blue, orange power: brown, green/yellow, blue
Wire insulation material	PO (Polyolefine)

Printing on the jacket	XXXX Beckhoff Automation GmbH & Co. KG-Germany- EtherCAT-P 3G2,5 + (4xAWG22)/C E63216 AWM 21223 AWM I/II A/B 80°C 600V FT1 RoHS MM/JJ
Printing color	white
Torsion angle in °/m	max. ± 30 °/m
<b>Environmental data</b>	
Operation temperature range, moved	-20...+60°C, -4...+140°F
Operation temperature range, fixed installation	-40...+90°C, -40...+194°F
UV resistance	yes
Oil resistance	according to DIN EN 60811-404
Flame-retardant	FT-1
CFC-free	yes
Halogen-free	yes
Silicone-free	yes
Approvals	cRUus

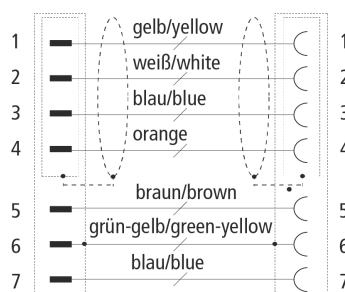
**Attenuation**

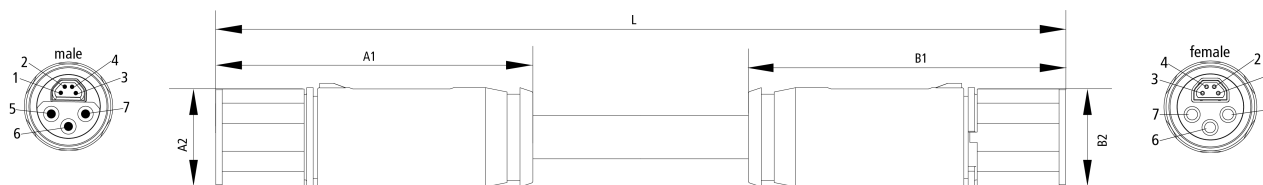
Max. insertion loss

Frequency [MHz]	1	4	10	16	20	31.25	62.5	100
[db/100 m]	2.3	4.2	6.8	8.6	9.7	12.3	18.0	23.6
[db/100 ft]	0.7	1.3	2.1	2.6	3	3.7	5.5	7.2

Min. near-end crosstalk attenuation

Frequency [MHz]	1	4	10	16	20	31.25	62.5	100
[db/100 m]	80	76.0	70.0	65.0	63.0	60.0	55.0	50.0
[db/100 ft]	24.4	23.2	21.3	19.8	19.2	18.3	16.8	15.2

**Contact assembly****Dimensions**



A1	73.60 mm
A2	23.00 mm
B1	73.60 mm
B2	23.00 mm

## Notes

- Depending on the cable length (L), the following length tolerances apply:  
0 m...3.0 m: + 100 mm | 3.0...10.0 m:  $\pm 100$  mm |  $\geq 10.0$  m:  $\pm 2\%$
- Illustrations similar
- Further cable length on request. The last three digits of the ordering information is the cable length in decimeters, e.g. ZKxxxx-xxxx-x020 = cable length 2.00 m
- B17 3-pin 1.5 mm<sup>2</sup> and B17 3 3-pin 2.5 mm<sup>2</sup> are not pin compatible

CE, UL	
CE	yes

Ordering information	Length
ZK7910-1819-0xxx	-

Accessories	
ZS7200-B003	B17 protection cap, plug, plastic, IP67, packaging unit = 10 pieces, including loss protection
ZS7200-B004	B17 protection cap, plug, metal, IP67, packaging unit = 5 pieces, including loss protection
ZS7200-B005	B17 color coding connector/square flange, red, packaging unit = 10 pieces
ZS7200-B006	B17 color coding connector/square flange, yellow, packaging unit = 10 pieces
ZS7200-B007	B17 color coding connector/square flange, blue, packaging unit = 10 pieces
ZS7200-B008	B17 color coding connector/square flange, green, packaging unit = 10 pieces
ZS7200-B015	B17 color coding connector/square flange, orange, packaging unit = 10 pieces
ZS7200-B016	B17 color coding connector/square flange, gray, packaging unit = 10 pieces
ZB8802-0002	assembly tool for B17 connector, AF22
ZB8805-0001	Flange/Panel feed-through for B17 pre-assembled, for fixing the connector, plastic, including screws, washers and lock nuts



Products marked with a crossed-out wheeled bin shall not be discarded with the normal waste stream. The device is considered as waste electrical and electronic equipment. The national regulations for the disposal of waste electrical and electronic equipment must be observed.

Beckhoff®, TwinCAT®, TwinCAT/BSD®, TC/BSD®, EtherCAT®, EtherCAT G®, EtherCAT G10®, EtherCAT P®, Safety over EtherCAT®, TwinSAFE®, XFC®, XTS® and XPlanar® are registered trademarks of and licensed by Beckhoff Automation GmbH. Other designations used in this publication may be trademarks whose use by third parties for their own purposes could violate the rights of the owners.

© Beckhoff Automation GmbH & Co. KG 06/2024

The information provided in this brochure contains merely general descriptions or characteristics of performance which in case of actual application do not always apply as described or which may change as a result of further development of the products. An obligation to provide the respective characteristics shall only exist if expressly agreed in the terms of contract.