



ZK7906-1900-0xxx | B17, ECP cable, PUR, 3 G 1.5 mm² + (1 x 4 x AWG22), drag-chain suitable, key 3 (user-defined voltage)



B17, plug, straight, female+ female, pins 2+PE+4, P-coded – open end



Plugs

Electrical data	Head A	Head B
Rated voltage (Ethernet)	24 V DC	-
Rated current (Ethernet)	3 A at 40 °C	-
Rated voltage (power)	630 V AC / 850 V DC, 600V AC / DC (UL)	-
Rated current (power)	15.5 A at 45 °C	-
Rated impulse voltage (power)	6.0 kV	-
Rated impulse voltage (Ethernet)	1.0 kV	-
Voltage proof (contact/contact)	1.5 kV (power - Ethernet), 3.31 kV AC (power), 1.0 kV AC (Ethernet)	-
Shielding (Ethernet)	yes	-
Contact resistance	< 10 mΩ (signal), < 5 mΩ (power)	-
Insulation resistance	≥ 100 MΩ (according to IEC 60512)	-
Mechanical data		
Installation size	B17	open end

Connector type	plug	-
Configuration	straight	-
Contact type	female+ female	-
Number of positions (face)	pins 2+PE+4	-
Coding	P-coded	-
Mechanical coding	key 3 (user-defined voltage)	-
Wire termination	crimp connection	-
Mating cycles	≥ 100	-
Way of locking	bayonet	-
Weight per piece	0.090 kg (0.198 lb)	-
Body color	black	-
Body material	TPU, UL 94 HB	-
Coupling nut material	GD-Zn, Ni	-
Seal	NBR, FPM	-
Contact carrier material	PA 6, UL 94 V0	-
Contact carrier color (Ethernet)	red	-
Contact carrier color (power)	red	-
Contact plating	Au over Ni	-
Contact material	copper alloy	-
Environmental data		
Shock resistance	50 g (490 m/s ²) conforms to IEC 60512-6c, 11 ms; 18 shocks per direction, 3 axes	-
Vibration resistance	5 g (50 m /s ²) conforms to IEC 60512-6d, 10 Hz ... 500 Hz; 10 cycles per axis; 6 h full duration	-
RoHS compliant	yes	-
Ambient temperature (operation)	-30...+80°C, -22...+176°F	-
Protection rating	IP67 in screwed condition (according to IEC 60529)	-
Pollution level	3/2 (according to IEC 60664-1)	-
Approvals	UL 2237: File E484763	-

Cable

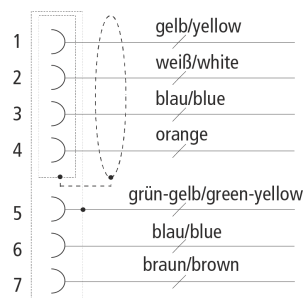
Electrical data		
Operating voltage	≤ 1000 V AC	
Mutual capacitance wire/wire (Ethernet)	50 ±15 pF/m at 800 Hz (EN 50289-1-5)	

Attenuation of shielding	0,01 - 4 MHz \leq 20 m Ω /m 10 MHz \leq 50 m Ω /m 30 MHz \leq 150 m Ω /m
Insulation resistance	\geq 500 M Ω * km (DIN EN 50395)
Mutual capacitance	AWG 22: 50 \pm 15 pF/m at 800 Hz according to EN 50289-1-5
Wire resistance (power)	\leq 13.3 Ω /km (DIN EN 50395)
Wire resistance (Ethernet)	\leq 55.0 Ω /km (DIN EN 50395)
Characteristic impedance (Ethernet)	100 Ω \pm 5 Ω (100 MHz) (EN 50289-1-11)
Dielectric strength wire/wire (power)	4 kV 50 Hz 5 min. (DIN VDE 0472 T.509C)
Dielectric strength wire/shield (power)	4 kV 50 Hz 5 min. (DIN VDE 0472 T.509C)
Dielectric strength wire/wire (Ethernet)	2 kV (50 Hz, 1 min)
Dielectric strength wire/shield (Ethernet)	2 kV (50 Hz, 1 min)
Mechanical data	
Cable structure (Ethernet)	star quad
Conductor construction (Ethernet)	7-strand
Cross-section (power)	3 x 1.5 mm ² (approx. AWG16)
Cross-section (Ethernet)	1 x 4 x 0.34 mm ² (AWG22)
Outer cable diameter	10.0 mm \pm 0.2 mm (0.3937" \pm 0.0079")
Min. bending radius, moved	7 x outer cable diameter
Min. bending radius, fixed installation	4 x outer cable diameter
Weight	150 kg/km (100.8 lb/1000 ft)
Conductor material (power)	copper bare, Class 6 according to DIN EN 60228
Conductor material (Ethernet)	bare copper
Shielding	braiding of tinned copper wires, metallized plastic fleece, aluminum-clad foil
Optical covering factor of shielding (Ethernet)	\geq 85 %
Optical covering factor of shielding (total)	no
Use	drag-chain suitable
UL-Style	UL758 (AWM) Style 21223 (jacket) and Style 10492 (core)
Max. acceleration	30 m/s ² by 5 m travel distance 15 m/s ² by 10 m travel distance 5 m/s ² by 20 m travel distance
Max. speed	4 m/s
Max. travel distance	20 m (horizontal) 5 m (vertical)
Max. number of cycles	3 million
Wall thickness of wire insulation (power)	0.4 mm
Wall thickness of wire insulation (Ethernet)	0.38 mm

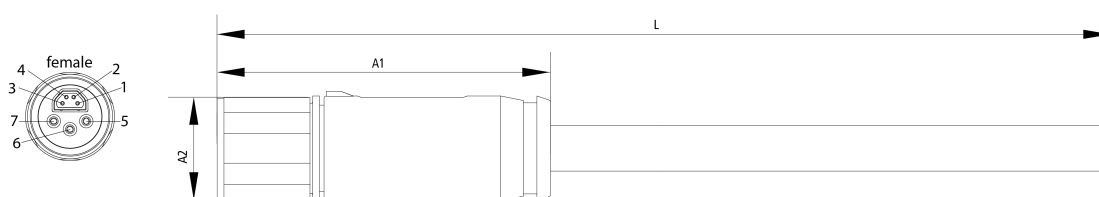
Jacket color	black (similar to RAL 9005) with red stripe (similar to RAL 3020)
Material jacket	PUR (polyurethane)
Wire color code	white, yellow, blue, orange power: green/yellow, black, blue
Wire insulation material	PP (polypropylene)
Printing on the jacket	"length in meters" Beckhoff Automation GmbH & Co. KG - Germany - EtherCATp 3 G 1,5 + 4xAWG22)/C E-number cRUus AWM21223 AWM / A/B 80 °C 1000V FT1 XX/YY RoHS production month/production year
Printing color	white
Torsion angle in °/m	max. ± 30 °/m
Environmental data	
Operation temperature range, moved	-30...+80°C, -22...+176°F, in drag-chain applications: -20...+60°C, -4...+140°F
Operation temperature range, fixed installation	-40...+80°C, -40...+176°F
UV resistance	yes
Oil resistance	according to DIN EN 60811-404
Flame-retardant	according to IEC 60332-1-2
CFC-free	yes
Halogen-free	DIN VDE 0472 part 815
Silicone-free	yes
Approvals	cRUus

Attenuation	
Max. insertion loss	
Frequency [MHz]	1 4 10 16 20 31.25 62.5 100
[db/100 m]	≤ 2.3 ≤ 4.2 ≤ 6.8 ≤ 8.6 ≤ 9.7 ≤ 12.3 ≤ 18.0 ≤ 23.6
[db/100 ft]	≤ 0.7 ≤ 1.3 ≤ 2.1 ≤ 2.6 ≤ 3 ≤ 3.7 ≤ 5.5 ≤ 7.2
Min. near-end crosstalk attenuation	
Frequency [MHz]	1 4 10 16 20 31.25 62.5 100
[db/100 m]	≥ 80 ≥ 76.0 ≥ 70.0 ≥ 65.0 ≥ 63.0 ≥ 60.0 ≥ 55.0 ≥ 50.0
[db/100 ft]	≥ 24.4 ≥ 23.2 ≥ 21.3 ≥ 19.8 ≥ 19.2 ≥ 18.3 ≥ 16.8 ≥ 15.2

Contact assembly	
-------------------------	--



Dimensions



A1	73.60 mm
----	----------

A2	23.00 mm
----	----------

Notes

- Depending on the cable length (L), the following length tolerances apply:
0 m...3.0 m: + 100 mm | 3.0...10.0 m: ± 100 mm | ≥ 10.0 m: ± 2%
- Illustrations similar
- Further cable length on request. The last three digits of the ordering information is the cable length in decimeters, e.g. ZKxxxx-xxxx-x020 = cable length 2.00 m
- B17 3-pin 1.5 mm² and B17 3 3-pin 2.5 mm² are not pin compatible

CE, UL

CE	yes
----	-----

Ordering information

Length

ZK7906-1900-0xxx	-
------------------	---

Accessories

ZS7200-B003	B17 protection cap, plug, plastic, IP67, packaging unit = 10 pieces, including loss protection
ZS7200-B004	B17 protection cap, plug, metal, IP67, packaging unit = 5 pieces, including loss protection
ZS7200-B005	B17 color coding connector/square flange, red, packaging unit = 10 pieces
ZS7200-B006	B17 color coding connector/square flange, yellow, packaging unit = 10 pieces

ZS7200-B007	B17 color coding connector/square flange, blue, packaging unit = 10 pieces
ZS7200-B008	B17 color coding connector/square flange, green, packaging unit = 10 pieces
ZS7200-B015	B17 color coding connector/square flange, orange, packaging unit = 10 pieces
ZS7200-B016	B17 color coding connector/square flange, gray, packaging unit = 10 pieces
ZB8802-0002	assembly tool for B17 connector, AF22
ZB8805-0001	Flange/Panel feed-through for B17 pre-assembled, for fixing the connector, plastic, including screws, washers and lock nuts



Products marked with a crossed-out wheeled bin shall not be discarded with the normal waste stream. The device is considered as waste electrical and electronic equipment. The national regulations for the disposal of waste electrical and electronic equipment must be observed.

Beckhoff®, TwinCAT®, TwinCAT/BSD®, TC/BSD®, EtherCAT®, EtherCAT G®, EtherCAT G10®, EtherCAT P®, Safety over EtherCAT®, TwinSAFE®, XFC®, XTS® and XPlanar® are registered trademarks of and licensed by Beckhoff Automation GmbH. Other designations used in this publication may be trademarks whose use by third parties for their own purposes could violate the rights of the owners.

© Beckhoff Automation GmbH & Co. KG 06/2024

The information provided in this brochure contains merely general descriptions or characteristics of performance which in case of actual application do not always apply as described or which may change as a result of further development of the products. An obligation to provide the respective characteristics shall only exist if expressly agreed in the terms of contract.