



ZK7258-3600-0xxx | Motor cable, IP67, (4 G 1.0 mm² +(2 x 0.75 mm²)+(2 x AWG22)), PUR, orange, drag-chain suitable



B17, plug, straight, male+male, pins 3+PE+2+2 – open end, 8-wire + shield



Plugs

Electrical data	Head A	Head B
Rated voltage (power)	24 V DC	-
Rated current (power)	3 A at 40 °C	-
Rated current (DSL)	4 A at 40 °C	-
Rated impulse voltage (power)	6.0 kV	-
Rated impulse voltage (Ethernet)	1.0 kV	-
Rated impulse voltage (DSL)	50 V	-
Contact resistance	< 10 mΩ (signal), < 5 mΩ (power)	-
Insulation resistance	≥ 100 MΩ (according to IEC 60512)	-
Mechanical data		
Installation size	B17	open end
Connector type	plug	-
Configuration	straight	-
Contact type	male+male	-

Number of positions (face)	pins 3+PE+2+2	8-wire + shield
Mechanical coding	key 1 (24 V DC)	-
Wire termination	crimp connection	-
Mating cycles	≥ 100	-
Way of locking	bayonet	-
Body color	metal	-
Coupling nut material	GD-Zn, Ni	-
Seal	NBR, FPM	-
Contact carrier material	PA 6, UL 94 V0	-
Contact carrier color (Ethernet)	red	-
Contact carrier color (power)	red	-
Contact plating	Au over Ni	-
Contact material	copper alloy	-
Environmental data		
Shock resistance	50 g (490 m/s ²) conforms to IEC 60512-6c, 11 ms; 18 shocks per direction, 3 axes	-
Vibration resistance	5 g (50 m/s ²) conforms to IEC 60512-6d, 10 Hz ... 500 Hz; 10 cycles per axis; 6 h full duration	-
Ambient temperature (operation)	-30...+80°C, -22...+176°F	-
Protection rating	IP65/67 in screwed condition (according to IEC 60529)	-
Pollution level	3/2 (according to IEC 60664-1)	-

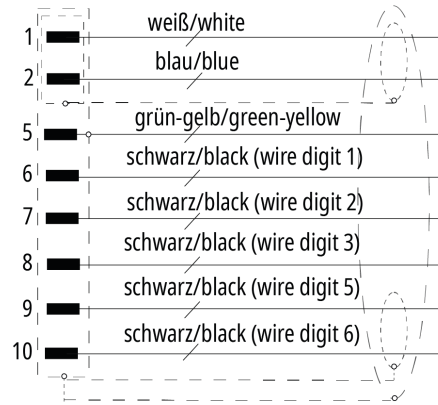
Cable

Electrical data		
Operating voltage	max. 1000 V AC (UL), U _o /U 600/1000 V (VDE)	
Insulation resistance	≥ 500 MΩ * km (DIN EN 50395)	
Mutual capacitance	Signal: 45 ± 15 pF/m, Power: 90 pF/m (at 800 Hz according to EN 50289-1-5)	
Wire resistance (power)	≤ 19.5 Ω/km (DIN EN 50395)	
Wire resistance (signal/24V)	≤ 55.0 Ω/km (DIN EN 50395)	
Wire resistance (brake)	≤ 26.0 Ω/km (DIN EN 50395)	
Characteristic impedance	Signal: 110 Ω ± 10 Ω (10 MHz) acc. to EN50289-1-11	
Dielectric strength wire/wire (power)	4 kV 50 Hz 5 min. (DIN VDE 0472 T.509C)	
Dielectric strength wire/shield (power)	4 kV 50 Hz 5 min. (DIN VDE 0472 T.509C)	
Dielectric strength wire/wire (signal/24V)	3 kV 50 Hz 1 min. (DIN VDE 0472 T.509C)	

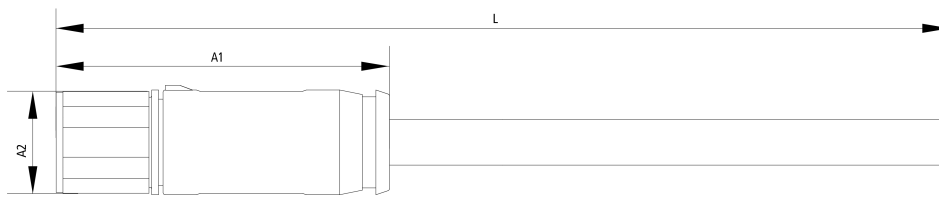
Dielectric strength wire/shield (signal/24V)	3 kV 50 Hz 1 min. (DIN VDE 0472 T.509C)
Mechanical data	
Cross-section (power)	1.00 mm ² (approx. AWG18)
Cross-section (signal)	AWG22 (approx. 0.34 mm ²)
Cross-section (brake)	0.75 mm ² (AWG18)
Outer cable diameter	11.6 mm ± 0.4 mm (0.4567" ± 0.0157")
Min. bending radius, moved in drag-chain	7 x outer cable diameter
Min. bending radius, fixed installation	5 x outer cable diameter
Weight	215 kg/km (144.459 lb/1000 ft)
Conductor material	copper bare
Optical covering factor of shielding	≥ 85%
Use	drag-chain suitable
Max. acceleration	30 m/s ² by 5 m travel distance 15 m/s ² by 10 m travel distance 5 m/s ² by 20 m travel distance
Max. speed	4 m/s
Max. travel distance	20 m (horizontal) 5 m (vertical)
Max. number of cycles	5 million
Jacket color	orange
Material jacket	TPU (thermoplastic polyurethane)
Wire insulation material	PP (polypropylene)
Printing on the jacket	Beckhoff Automation GmbH & Co. KG - D - Verl - 4G1 + (2x0.75)/C + (2xAWG22)/C C E170315 cURus AWM Style 21223 AWM I/II A/B 80°C 1000V FT1 MM/JJ - Desina -
Printing color	black
Torsion angle in °/m	max. ± 30 °/m
Max. tensile load, dynamic	20 N/mm ²
Max. tensile load, static	50 N/mm ²
Environmental data	
Operation temperature range, moved	-20...+80°C, -4...+176°F. In drag-chain with mechanical strain: -20...+60°C, -4...+140°F
Operation temperature range, fixed installation	-40...+80°C, -40...+176°F
UV resistance	UV resistance of the outer jacket referred to DIN EN ISO 4892-2
Oil resistance	according to DIN EN 60811-404, HD22.10 appendix A
Flame-retardant	according to IEC 60332-1-2 UL758 cable flame test
CFC-free	yes
Halogen-free	according to DIN VDE 0472 Teil 815
Silicone-free	yes

RoHS compliant	yes
UL	yes, UL E-file number: E170315
Approvals	UL758 (AWM) Style 21223 (jacket) and Style 10492 (core)

Contact assembly



Dimensions



Notes

- Depending on the cable length (L), the following length tolerances apply: ± 2-3%
- Illustrations similar
- The last three digits of the ordering information is the cable length in decimeters, e.g. ZK4xxx-xxxx-x020 = cable length 2.00 m

CE, UL

CE	yes
----	-----

Ordering information

Ordering information	Length
ZK7258-3600-0010	1.00 m
ZK7258-3600-0007	0.70 m
ZK7258-3600-0030	3.00 m
ZK7258-3600-0050	5.00 m
ZK7258-3600-0080	8.00 m
ZK7258-3600-0100	10.00 m

ZK7258-3600-0150	15.00 m
ZK7258-3600-0200	20.00 m
ZK7258-3600-0250	25.00 m

Further length on request

Accessories	
ZS7200-B003	B17 protection cap, plug, plastic, IP67, packaging unit = 10 pieces, including loss protection
ZS7200-B004	B17 protection cap, plug, metal, IP67, packaging unit = 5 pieces, including loss protection
ZS7200-B005	B17 color coding connector/square flange, red, packaging unit = 10 pieces
ZS7200-B006	B17 color coding connector/square flange, yellow, packaging unit = 10 pieces
ZS7200-B008	B17 color coding connector/square flange, green, packaging unit = 10 pieces
ZS7200-B007	B17 color coding connector/square flange, blue, packaging unit = 10 pieces
ZS7200-B016	B17 color coding connector/square flange, gray, packaging unit = 10 pieces
ZS7200-B015	B17 color coding connector/square flange, orange, packaging unit = 10 pieces
ZB8802-0002	assembly tool for B17 connector, AF22
ZB8805-0001	Flange/Panel feed-through for B17 pre-assembled, for fixing the connector, plastic, including screws, washers and lock nuts



Products marked with a crossed-out wheeled bin shall not be discarded with the normal waste stream. The device is considered as waste electrical and electronic equipment. The national regulations for the disposal of waste electrical and electronic equipment must be observed.

Beckhoff®, TwinCAT®, TwinCAT/BSD®, TC/BSD®, EtherCAT®, EtherCAT G®, EtherCAT G10®, EtherCAT P®, Safety over EtherCAT®, TwinSAFE®, XFC®, XTS® and XPlanar® are registered trademarks of and licensed by Beckhoff Automation GmbH. Other designations used in this publication may be trademarks whose use by third parties for their own purposes could violate the rights of the owners.

© Beckhoff Automation GmbH & Co. KG 02/2025

The information provided in this brochure contains merely general descriptions or characteristics of performance which in case of actual application do not always apply as described or which may change as a result of further development of the products. An obligation to provide the respective characteristics shall only exist if expressly agreed in the terms of contract.