


# ZK7224-AQ00-0xxx | B17, ECP cable, PUR, 4 x 1.5 mm<sup>2</sup> + (1 x 4 x AWG22), drag-chain suitable, key 1 (2 x 24 V DC)



B17, flange front assembly, straight, short, female+ female, pins 4+4, P-coded – M8, plug, straight, male, 4-pin, P-coded – open end, 4-wire



## Plugs

| Electrical data                  | Head A   | Head B                                     | Head C |
|----------------------------------|--|--|--------|
| Rated voltage                    | -  | 24 V DC (according to IEC 61076-2-104)     | -      |
| Rated voltage (Ethernet)         | 24 V DC  | -  | -      |
| Rated current (Ethernet)         | 3 A at 40 °C   | -  | -      |
| Rated voltage (power)            | 630 V AC / 850 V DC, 600V AC / DC (UL)                                 | -  | -      |
| Rated current (power)            | 15.5 A at 45 °C  | -  | -      |
| Rated current                    | -  | 3 A at 40°C (according to IEC 61076-2-104) | -      |
| Rated impulse voltage (power)    | 1.0 kV   | -  | -      |
| Rated impulse voltage (Ethernet) | 1.0 kV   | -  | -      |
| Voltage proof (contact/contact)  | 1.5 kV (power - Ethernet),<br>3.31 kV AC (power), 1.0 kV AC (Ethernet) | -  | -      |

|                                  |   |                                   |          |
|----------------------------------|---|-----------------------------------|----------|
| Shielding                        | -   | yes                               | -        |
| Shielding (Ethernet)             | yes   | -                                 | -        |
| Contact resistance               | < 10 mΩ (signal),<br>< 5 mΩ (power)   | -                                 | -        |
| Insulation resistance            | ≥ 100 MΩ (according to IEC 60512)   | ≥ 100 GΩ (according to IEC 60512) | -        |
| <b>Mechanical data</b>           |   |                                   |          |
| Installation size                | B17   | M8                                | open end |
| Connector type                   | flange front assembly   | plug                              | -        |
| Configuration                    | straight, short   | straight                          | -        |
| Contact type                     | female+ female  | male                              | -        |
| Number of positions (face)       | pins 4+4  | 4-pin                             | 4-wire   |
| Coding                           | P-coded   | P-coded                           | -        |
| Mechanical coding                | key 1 (2 x 24 V DC)   | -                                 | -        |
| Wire termination                 | crimp connection  | -                                 | -        |
| Recommended torque, nut          | -   | 0.4 Nm                            | -        |
| Mating cycles                    | ≥ 100   | ≥ 100                             | -        |
| Way of locking                   | bayonet   | screw                             | -        |
| Weight per piece                 | 0.170 kg (0.375 lb)   | -                                 | -        |
| Body color                       | -   | black                             | -        |
| Body material                    | -   | TPU, UL 94                        | -        |
| Flange housing material          | GD-Zn, Ni   | -                                 | -        |
| Coupling nut material            | -   | CuZn, Ni                          | -        |
| Seal                             | NBR, FPM  | FPM                               | -        |
| Contact carrier color            | -   | red                               | -        |
| Contact carrier material         | PA 6, UL 94 V0  | PA, UL 94                         | -        |
| Contact carrier color (Ethernet) | red   | -                                 | -        |
| Contact carrier color (power)    | red   | -                                 | -        |
| Contact plating                  | Au over Ni  | Ni, Au gal.                       | -        |
| Contact material                 | copper alloy  | CuZn                              | -        |
| <b>Environmental data</b>        |   |                                   |          |
| Shock resistance                 | 50 g (490 m/s <sup>2</sup> ) conforms to IEC 60512-6c, 11 ms; 18 shocks per direction, 3 axes                   | -                                 | -        |
| Vibration resistance             | 5 g (50 m /s <sup>2</sup> ) conforms to IEC 60512-6d, 10 Hz. ... 500 Hz.; 10 cycles per axis; 6 h full duration | -                                 | -        |
| UV resistance                    | -   | yes                               | -        |
| RoHS compliant                   | yes   | yes                               | -        |

|                                 |   |  |   |
|---------------------------------|---|--|---|
| Ambient temperature (operation) | -30...+80°C, -22...+176°F                             | -30...+70°C, -22...+158°F                          | - |
| Protection rating               | IP65/67 in screwed condition (according to IEC 60529) | IP67 in screwed condition (according to IEC 60529) | - |
| Pollution level                 | 3/2 (according to IEC 60664-1)                        | 3/2 (according to IEC 60664-1)                     | - |
| Approvals                       | UL 2237: File E484763                                 | -  | - |

## Cable

| Electrical data                                 |   |
|---|---|
| Rated voltage (Ethernet)                        | max. 300 V (peak value, not for high voltage purposes)        |
| Rated voltage (power)                           | 600 V   |
| Operating voltage                               | ≤ 125 V (peak value, not for high voltage purposes)           |
| Attenuation of shielding                        | ≥ 65 dB (30...100 MHz)  |
| Insulation resistance                           | ≥ 5GΩ * km  |
| Unbalanced capacitance to ground                | ≤ 2000 pF/km  |
| Mutual capacitance                              | 48 nF/km  |
| Characteristic impedance (Ethernet)             | 100 Ω ±15 Ω   |
| Loop resistance                                 | ≤ 110.8 Ω/km  |
| Signal running time (Ethernet)                  | 5.3 ns/m  |
| Electrical parameters (Ethernet)                | Cat.5e, according to EN 50288-2-2                             |
| Test voltage                                    | 1000 V, 50 Hz, 1 min. (wire/wire and wire/screen)             |
| Mechanical data                                 |   |
| Cable structure (Ethernet)                      | star quad   |
| Conductor construction (power)                  | 19 x 0.30 mm  |
| Cross-section (power)                           | 4 x 1.5 mm <sup>2</sup> (approx. AWG16)                       |
| Cross-section (Ethernet)                        | 1 x 4 x 0.34 mm <sup>2</sup> (AWG22)                          |
| Outer cable diameter                            | 6.5 mm ± 0.2 mm (0.2559" ± 0.0079")                           |
| Min. bending radius, moved                      | 8 x outer cable diameter                                      |
| Min. bending radius, fixed installation         | 5 x outer cable diameter                                      |
| Weight  | 72 kg/km (48.38 lb/1000 ft)                                   |
| Conductor material (Ethernet)                   | copper, tinned  |
| Shielding                                       | aluminum-clad foil, braiding of tinned copper wires, coupling |
| Optical covering factor of shielding (Ethernet) | ≥ 85 %  |
| Use   | drag-chain suitable   |
| Max. acceleration                               | 3 m/s <sup>2</sup>  |
| Max. speed                                      | 3 m/s   |

|   |  |
|---|--|
| Max. travel distance                            | 4.5 m  |
| Max. number of cycles                           | 3 million  |
| Jacket color                                    | black (similar to RAL 9005) with red stripe (similar to RAL 3020)  |
| Material jacket                                 | PUR (polyurethane)   |
| Wire color code                                 | yellow, orange, white, blue (Ethernet) gray, blue, black, brown (Power)  |
| Wire insulation material                        | PP polypropylene (Ethernet), PPE polyphenyl ether (Power)  |
| Printing on the jacket                          | Beckhoff Automation GmbH & Co. KG - Germany - EtherCATp Cat5e AWG22/7 E170315 AWM 20549 AWM I/II A/B 80°C 300 V MM/YY RoHS |
| Printing color                                  | white  |
| <b>Environmental data</b>                       |  |
| Operation temperature range, moved              | -30...+70°C, -22...+158°F  |
| Operation temperature range, fixed installation | -40...+80°C, -40...+176°F  |
| UV resistance                                   | good   |
| Oil resistance                                  | according to IEC 60811-2-1 or according to DIN VDE 0282 part 10  |
| Flame-retardant                                 | Horizontal flame test according to UL 1581 part 1090   |
| Halogen-free                                    | according to IEC 60754 or DIN VDE 0472 part 815  |

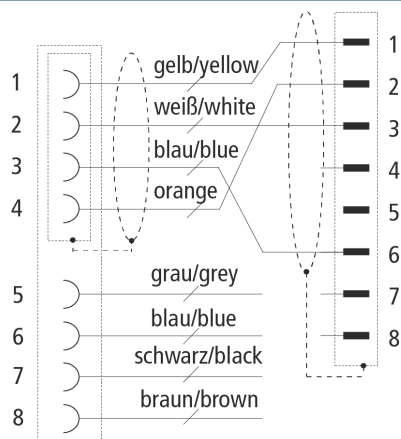
**Attenuation**

Max. insertion loss

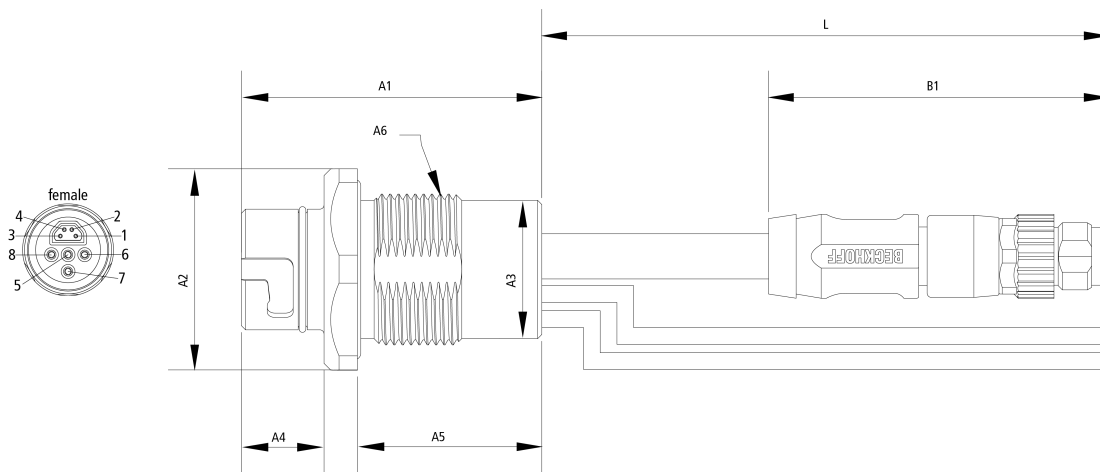
| Frequency [MHz] | 1 | 4   | 10  | 16  | 20   | 31.25 | 62.5 | 100  |
|-----------------|---|-----|-----|-----|------|-------|------|------|
| [db/100 m]      | - | 4.9 | 7.8 | 9.9 | 11.1 | 14.1  | 20.4 | 26.4 |
| [db/100 ft]     | - | 1.5 | 2.4 | 3   | 3.4  | 4.3   | 6.2  | 8    |

Min. near-end crosstalk attenuation

| Frequency [MHz] | 1 | 4    | 10   | 16   | 20   | 31.25 | 62.5 | 100  |
|-----------------|---|------|------|------|------|-------|------|------|
| [db/100 m]      | - | 56.3 | 50.3 | 47.2 | 45.8 | 42.9  | 38.4 | 35.3 |
| [db/100 ft]     | - | 17.2 | 15.3 | 14.4 | 14   | 13.1  | 11.7 | 10.8 |

**Contact assembly**

## Dimensions



|    |          |
|----|----------|
| A1 | 42.00 mm |
| A2 | SW30     |
| A3 | 22.00 mm |
| A4 | 18.00 mm |
| A5 | 19.00 mm |
| A6 | M24      |
| B1 | 41.00 mm |

## Notes

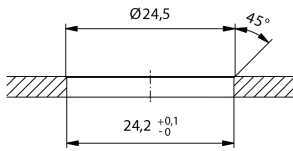
- Depending on the cable length (L), the following length tolerances apply:  
0 m...3.0 m: + 100 mm | 3.0...10.0 m:  $\pm 100$  mm |  $\geq 10.0$  m:  $\pm 2\%$
- Illustrations similar
- Delivery with counter nut
- Further cable length on request. The last three digits of the ordering information is the cable length in decimeters, e.g. ZKxxxx-xxxx-x020 = cable length 2.00 m

## CE, UL

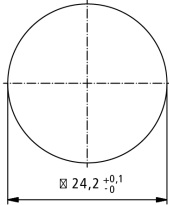
CE yes

## Installation dimensions

Hole/ Durchgangsloch

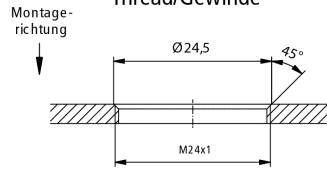


Panel cut out without twist protection/  
Montageausschnitt ohne Verdrehsicherung

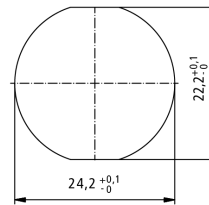


min. wall thickness 1.5 mm/  
Min. Wandstärke 1,5 mm  
max. wall thickness 5 mm/  
Max. Wandstärke 5 mm

Thread/Gewinde



Panel cut out with twist protection/  
Montageausschnitt mit Verdrehsicherung



Ordering information

Length

ZK7224-AQ00-0xxx

-

Accessories

|             |   |
|-------------|---|
| ZS7200-B001 | B17 protection cap, socket/flange, plastic, IP67, packaging unit = 10 pieces, including loss protection |
| ZS7200-B002 | B17 protection cap, socket/flange, metal, IP67, packaging unit = 5 pieces, including loss protection    |
| ZS7200-B009 | B17 color coding flange for front/rear assembly, red, packaging unit = 10 pieces                        |
| ZS7200-B010 | B17 color coding flange for front/rear assembly, yellow, packaging unit = 10 pieces                     |
| ZS7200-B011 | B17 color coding flange for front/rear assembly, blue, packaging unit = 10 pieces                       |
| ZS7200-B012 | B17 color coding flange for front/rear assembly, green, packaging unit = 10 pieces                      |
| ZS7200-B013 | B17 color coding flange for front/rear assembly, orange, packaging unit = 10 pieces                     |
| ZS7200-B014 | B17 color coding flange for front/rear assembly, gray, packaging unit = 10 pieces                       |



Products marked with a crossed-out wheeled bin shall not be discarded with the normal waste stream. The device is considered as waste electrical and electronic equipment. The national regulations for the disposal of waste electrical and electronic equipment must be observed.

Beckhoff®, TwinCAT®, TwinCAT/BSD®, TC/BSD®, EtherCAT®, EtherCAT G®, EtherCAT G10®, EtherCAT P®, Safety over EtherCAT®, TwinSAFE®, XFC®, XTS® and XPlanar® are registered trademarks of and licensed by Beckhoff Automation GmbH. Other designations used in this publication may be trademarks whose use by third parties for their own purposes could violate the rights of the owners.

© Beckhoff Automation GmbH & Co. KG 06/2024

The information provided in this brochure contains merely general descriptions or characteristics of performance which in case of actual application do not always apply as described or which may change as a result of further development of the products. An obligation to provide the respective characteristics shall only exist if expressly agreed in the terms of contract.