


ZK7210-1900-Axxx | B17, ENP cable, PUR, 3 G 2.5 mm² + (1 x 4 x AWG22), drag-chain suitable, key 1 (24 V DC)



B17, plug, straight, female+male, pins 2+PE+4, EtherCAT-coded – open end



Plugs

| Electrical data | Head A | Head B |
|----------------------------------|---|----------|
| Rated voltage (Ethernet) | 60 V DC | - |
| Rated current (Ethernet) | 4 A at 40 °C | - |
| Rated voltage (power) | 250 V AC/DC | - |
| Rated current (power) | 21 A at 60 °C | - |
| Rated impulse voltage (power) | 2.5 kV | - |
| Rated impulse voltage (Ethernet) | 1.0 kV | - |
| Voltage proof (contact/contact) | 1.5 kV (power - Ethernet), 3.31 kV AC (power), 1.0 kV AC (Ethernet) | - |
| Shielding (Ethernet) | yes | - |
| Contact resistance | < 10 mΩ (signal), < 5 mΩ (power) | - |
| Insulation resistance | ≥ 100 MΩ (according to IEC 60512) | - |
| Mechanical data | | |
| Installation size | B17 | open end |

| | | |
|----------------------------------|---|---|
| Connector type | plug | - |
| Configuration | straight | - |
| Contact type | female+male | - |
| Number of positions (face) | pins 2+PE+4 | - |
| Coding | EtherCAT-coded | - |
| Mechanical coding | key 1 (24 V DC) | - |
| Wire termination | crimp connection | - |
| Mating cycles | ≥ 100 | - |
| Way of locking | bayonet | - |
| Weight per piece | 0.090 kg (0.198 lb) | - |
| Body color | black | - |
| Body material | TPU, UL 94 HB | - |
| Coupling nut material | GD-Zn, Ni | - |
| Seal | NBR, FPM | - |
| Contact carrier material | PA 6, UL 94 V0 | - |
| Contact carrier color (Ethernet) | yellow | - |
| Contact carrier color (power) | red | - |
| Contact plating | Au over Ni | - |
| Contact material | copper alloy | - |
| Environmental data | | |
| Shock resistance | 50 g (490 m/s ²) conforms to IEC 60512-6c, 11 ms; 18 shocks per direction, 3 axes | - |
| Vibration resistance | 5 g (50 m /s ²) conforms to IEC 60512-6d, 10 Hz ... 500 Hz; 10 cycles per axis; 6 h full duration | - |
| RoHS compliant | yes | - |
| Ambient temperature (operation) | -30...+80°C, -22...+176°F | - |
| Protection rating | IP65/67 in screwed condition (according to IEC 60529) | - |
| Pollution level | 3/2 (according to IEC 60664-1) | - |
| Approvals | UL 2237: File E484763 | - |

Cable

| | | |
|---|---------------|--|
| Electrical data | | |
| Operating voltage | ≤ 600 V | |
| Mutual capacitance wire/wire (Ethernet) | nom. 55 nF/km | |
| Attenuation of shielding | ≥ 40 dB | |
| Insulation resistance | ≥ 200 MΩ*km | |

| | |
|---|--|
| Mutual capacitance | AWG 22: nom. 55 nF/km |
| Wire resistance (power) | ≤ 8.3 Ω/km |
| Wire resistance (Ethernet) | ≤ 58.0 Ω/km (20°C) |
| Characteristic impedance (Ethernet) | 100 Ω ±5 Ω (100 MHz) (EN 50289-1-11) |
| Dielectric strength wire/wire (power) | 4 kV 50 Hz 5 min. (DIN VDE 0472 T.509C) |
| Dielectric strength wire/shield (power) | 4 kV 50 Hz 5 min. (DIN VDE 0472 T.509C) |
| Dielectric strength wire/wire (Ethernet) | 2 kV (50 Hz, 1 min) |
| Dielectric strength wire/shield (Ethernet) | 2 kV (50 Hz, 1 min) |
| Mechanical data | |
| Cable structure (Ethernet) | star quad |
| Conductor construction (Ethernet) | 7-strand |
| Cross-section (power) | 3 x 2.5 mm ² (approx. AWG14) |
| Cross-section (Ethernet) | 1 x 4 x 0.34 mm ² (AWG22) |
| Outer cable diameter | 11.1 mm ± 0.2 mm (0.4370" ± 0.0079") |
| Min. bending radius, moved | 7 x outer cable diameter |
| Min. bending radius, fixed installation | 4 x outer cable diameter |
| Weight | 135 kg/km (90.716 lb/1000 ft) |
| Conductor material (power) | copper bare |
| Conductor material (Ethernet) | bare copper |
| Shielding | braiding of tinned copper wires, metallized plastic fleece, aluminum-clad foil |
| Optical covering factor of shielding (Ethernet) | ≥ 85 % |
| Optical covering factor of shielding (total) | no |
| Use | drag-chain suitable |
| UL-Style | UL758 (AWM) Style 21223 (jacket) and Style 10492 (core) |
| Max. acceleration | 30 m/s ² |
| Max. speed | 4 m/s |
| Max. travel distance | 20 m (horizontal) |
| Max. number of cycles | 3 million |
| Jacket color | black (similar to RAL 9005) with yellow stripe (similar to RAL 1003) |
| Material jacket | PUR (polyurethane) |
| Wire color code | white, yellow, blue, orange power: brown, green/yellow, blue |
| Wire insulation material | PO (Polyolefine) |
| Printing on the jacket | XXX Beckhoff Automation GmbH & Co. KG-Germany-EtherCAT P- 3G2,5 + (4xAWG22)/C E63216 AWM 21223 AWM I/II A/B 80°C 600V FT1 RoHS MM/JJ |
| Printing color | white |
| Torsion angle in °/m | max. ± 30 °/m |

Environmental data

| | |
|---|-------------------------------|
| Operation temperature range, moved | -20...+60°C, -4...+140°F |
| Operation temperature range, fixed installation | -40...+90°C, -40...+194°F |
| UV resistance | yes |
| Oil resistance | according to DIN EN 60811-404 |
| CFC-free | yes |
| Halogen-free | yes |
| Silicone-free | yes |
| Approvals | cRUus |

Attenuation


Max. insertion loss

| Frequency [MHz] | 1 | 4 | 10 | 16 | 20 | 31.25 | 62.5 | 100 |
|-----------------|-----|-----|-----|-----|-----|-------|------|------|
| [db/100 m] | 2.3 | 4.2 | 6.8 | 8.6 | 9.7 | 12.3 | 18.0 | 23.6 |
| [db/100 ft] | 0.7 | 1.3 | 2.1 | 2.6 | 3 | 3.7 | 5.5 | 7.2 |

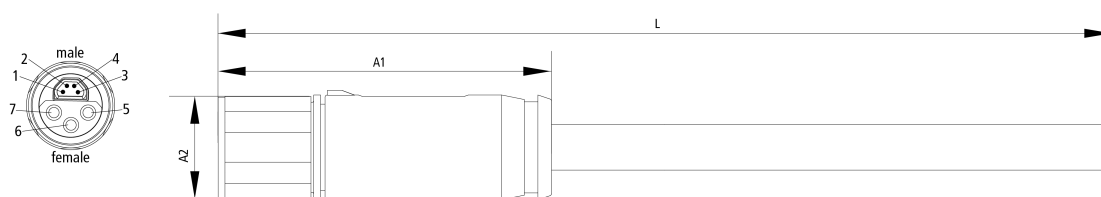
Min. near-end crosstalk attenuation

| Frequency [MHz] | 1 | 4 | 10 | 16 | 20 | 31.25 | 62.5 | 100 |
|-----------------|------|------|------|------|------|-------|------|------|
| [db/100 m] | 80 | 76.0 | 70.0 | 65.0 | 63.0 | 60.0 | 55.0 | 50.0 |
| [db/100 ft] | 24.4 | 23.2 | 21.3 | 19.8 | 19.2 | 18.3 | 16.8 | 15.2 |

Contact assembly



Dimensions



| | |
|----|----------|
| A1 | 73.60 mm |
|----|----------|

| | |
|----|----------|
| A2 | 23.00 mm |
|----|----------|

Notes

- Depending on the cable length (L), the following length tolerances apply:
0 m...3.0 m: + 100 mm | 3.0...10.0 m: ± 100 mm | ≥ 10.0 m: ± 2%
- Illustrations similar
- Further cable length on request. The last three digits of the ordering information is the cable length in decimeters, e.g. ZKxxxx-xxxx-x020 = cable length 2.00 m
- B17 3-pin 1.5 mm² and B17 3 3-pin 2.5 mm² are not pin compatible

| CE, UL | |
|--------|-----|
| CE | yes |

| Ordering information | Length |
|----------------------|---------|
| ZK7210-1900-A010 | 1.00 m |
| ZK7210-1900-A050 | 5.00 m |
| ZK7210-1900-A100 | 10.00 m |

| Accessories | |
|-------------|---|
| ZS7200-B003 | B17 protection cap, plug, plastic, IP67, packaging unit = 10 pieces, including loss protection |
| ZS7200-B004 | B17 protection cap, plug, metal, IP67, packaging unit = 5 pieces, including loss protection |
| ZS7200-B005 | B17 color coding connector/square flange, red, packaging unit = 10 pieces |
| ZS7200-B006 | B17 color coding connector/square flange, yellow, packaging unit = 10 pieces |
| ZS7200-B007 | B17 color coding connector/square flange, blue, packaging unit = 10 pieces |
| ZS7200-B008 | B17 color coding connector/square flange, green, packaging unit = 10 pieces |
| ZS7200-B015 | B17 color coding connector/square flange, orange, packaging unit = 10 pieces |
| ZS7200-B016 | B17 color coding connector/square flange, gray, packaging unit = 10 pieces |
| ZB8802-0002 | assembly tool for B17 connector, AF22 |
| ZB8805-0001 | Flange/Panel feed-through for B17 pre-assembled, for fixing the connector, plastic, including screws, washers and lock nuts |



Products marked with a crossed-out wheeled bin shall not be discarded with the normal waste stream. The device is considered as waste electrical and electronic equipment. The national regulations for the disposal of waste electrical and electronic equipment must be observed.

Beckhoff®, TwinCAT®, TwinCAT/BSD®, TC/BSD®, EtherCAT®, EtherCAT G®, EtherCAT G10®, EtherCAT P®, Safety over EtherCAT®, TwinSAFE®, XFC®, XTS® and XPlanar® are registered trademarks of and licensed by Beckhoff Automation GmbH. Other designations used in this publication may be trademarks whose use by third parties for their own purposes could violate the rights of the owners.

© Beckhoff Automation GmbH & Co. KG 06/2024

The information provided in this brochure contains merely general descriptions or characteristics of performance which in case of actual application do not always apply as described or which may change as a result of further development of the products. An obligation to provide the respective characteristics shall only exist if expressly agreed in the terms of contract.