


ZK7208-3100-0xxx | B17, ECP cable, PUR, 5 G 1.5 mm² + (1 x 4 x AWG22), drag-chain suitable, key 1 (2 x 24 V DC + PE)



B17, plug, straight, female+ female, pins 4+PE+4, P-coded – open end



Plugs

| Electrical data | Head A | Head B |
|----------------------------------|---|----------|
| Rated voltage (Ethernet) | 24 V DC | - |
| Rated current (Ethernet) | 3 A at 40 °C | - |
| Rated voltage (power) | 630 V AC / 850 V DC, 600V AC / DC (UL) | - |
| Rated current (power) | 15.5 A at 40 °C | - |
| Rated impulse voltage (power) | 6.0 kV | - |
| Rated impulse voltage (Ethernet) | 1.0 kV | - |
| Voltage proof (contact/contact) | 1.5 kV (power - Ethernet), 3.31 kV AC (power), 1.0 kV AC (Ethernet) | - |
| Shielding (Ethernet) | yes | - |
| Contact resistance | < 10 mΩ (signal), < 5 mΩ (power) | - |
| Insulation resistance | ≥ 100 MΩ (according to IEC 60512) | - |
| Mechanical data | | |
| Installation size | B17 | open end |

| | | |
|----------------------------------|---|---|
| Connector type | plug | - |
| Configuration | straight | - |
| Contact type | female+ female | - |
| Number of positions (face) | pins 4+PE+4 | - |
| Coding | P-coded | - |
| Mechanical coding | key 1 (2 x 24 V DC + PE) | - |
| Wire termination | crimp connection | - |
| Mating cycles | ≥ 100 | - |
| Way of locking | bayonet | - |
| Weight per piece | 0.090 kg (0.198 lb) | - |
| Body color | black | - |
| Body material | TPU, UL 94 HB | - |
| Coupling nut material | GD-Zn, Ni | - |
| Seal | NBR, FPM | - |
| Contact carrier material | PA 6, UL 94 V0 | - |
| Contact carrier color (Ethernet) | red | - |
| Contact carrier color (power) | red | - |
| Contact plating | Au over Ni | - |
| Contact material | copper alloy | - |
| Environmental data | | |
| Special features | RoHS-compliant, halogen-free, flame-resistant as per IEC 60332-1-2, oil-resistant as per DIN EN 60811-2-1 | - |
| Shock resistance | 50 g (490 m/s ²) conforms to IEC 60512-6c, 11 ms; 18 shocks per direction, 3 axes | - |
| Vibration resistance | 5 g (50 m /s ²) conforms to IEC 60512-6d, 10 Hz ... 500 Hz; 10 cycles per axis; 6 h full duration | - |
| RoHS compliant | yes | - |
| Ambient temperature (operation) | -30...+80°C, -22...+176°F | - |
| Protection rating | IP65/67 in screwed condition (according to IEC 60529) | - |
| Pollution level | 3/2 (according to IEC 60664-1) | - |
| Approvals | UL 2237: File E484763 | - |

Cable


| | | |
|------------------------|-------------|---|
| Electrical data | | |
| Operating voltage | ≤ 1000 V AC | - |

| | |
|---|---|
| Mutual capacitance wire/wire (Ethernet) | 50 ±15 pF/m at 800 Hz (EN 50289-1-5) |
| Attenuation of shielding | 0,01 - 4 MHz ≤ 20 mΩ/m 10 MHz ≤ 50 mΩ/m 30 MHz ≤ 150 mΩ/m |
| Insulation resistance | ≥ 500 MΩ * km (DIN EN 50395) |
| Mutual capacitance | AWG 22: 50 ± 15 pF/m at 800 Hz according to EN 50289-1-5 |
| Wire resistance (power) | ≤ 13.3 Ω/km (DIN EN 50395) |
| Wire resistance (Ethernet) | ≤ 55.0 Ω/km (DIN EN 50395) |
| Characteristic impedance (Ethernet) | 100 Ω ±5 Ω (100 MHz) (EN 50289-1-11) |
| Dielectric strength wire/wire (power) | 4 kV 50 Hz 5 min. (DIN VDE 0472 T.509C) |
| Dielectric strength wire/shield (power) | 4 kV 50 Hz 5 min. (DIN VDE 0472 T.509C) |
| Dielectric strength wire/wire (Ethernet) | 2 kV (50 Hz, 1 min) |
| Dielectric strength wire/shield (Ethernet) | 2 kV (50 Hz, 1 min) |
| Mechanical data | |
| Cable structure (Ethernet) | star quad |
| Conductor construction (Ethernet) | 7-strand |
| Cross-section (power) | 5 x 1.5 mm ² (approx. AWG16) |
| Cross-section (Ethernet) | 1 x 4 x 0.34 mm ² (AWG22) |
| Outer cable diameter | 11.0 mm ± 0.2 mm (0.4331" ± 0.0079") |
| Min. bending radius, moved | 7 x outer cable diameter |
| Min. bending radius, fixed installation | 4 x outer cable diameter |
| Weight | 190 kg/km (127.7 lb/1000 ft) |
| Conductor material (power) | copper bare, Class 6 according to DIN EN 60228 |
| Conductor material (Ethernet) | bare copper |
| Shielding | braiding of tinned copper wires, metallized plastic fleece, aluminum-clad foil |
| Optical covering factor of shielding (Ethernet) | ≥ 85 % |
| Optical covering factor of shielding (total) | no |
| Use | drag-chain suitable |
| UL-Style | UL758 (AWM) Style 21223 (jacket) and Style 10492 (core) |
| Max. acceleration | 30 m/s ² by 5 m travel distance 15 m/s ² by 10 m travel distance 5 m/s ² by 20 m travel distance |
| Max. speed | 4 m/s |
| Max. travel distance | 20 m (horizontal) 5 m (vertical) |
| Max. number of cycles | 3 million |
| Wall thickness of wire insulation (power) | 0.4 mm |

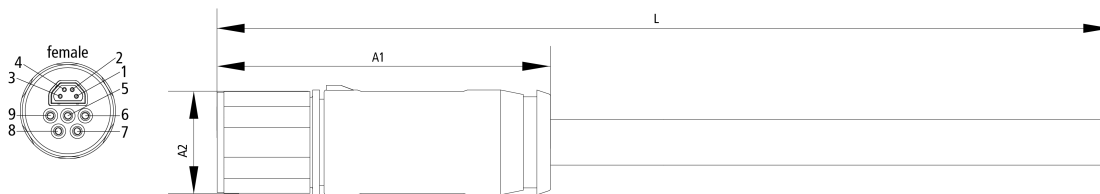
| | |
|---|---|
| Wall thickness of wire insulation (Ethernet) | 0.38 mm |
| Jacket color | black (similar to RAL 9005) with red stripe (similar to RAL 3020) |
| Material jacket | PUR (polyurethane) |
| Wire color code | white, yellow, blue, orange power: green/yellow, black, brown, gray, blue |
| Wire insulation material | PP (polypropylene) |
| Printing on the jacket | "length in meters" Beckhoff Automation GmbH & Co. KG - Germany - EtherCATp 5 G 1,5 + 4xAWG22)/C E-number cRUus AWM21223 AWM / A/B 80 °C 1000V FT1 XX/YY RoHS production month/production year |
| Printing color | white |
| Torsion angle in °/m | max. ± 30 °/m |
| Environmental data | |
| Operation temperature range, moved | -30...+80°C, -22...+176°F, in drag-chain applications: -20...+60°C, -4...+140°F |
| Operation temperature range, fixed installation | -40...+80°C, -40...+176°F |
| UV resistance | yes |
| Oil resistance | according to DIN EN 60811-404 |
| Flame-retardant | according to IEC 60332-1-2 |
| CFC-free | yes |
| Halogen-free | DIN VDE 0472 part 815 |
| Silicone-free | yes |
| Approvals | cRUus |

| | |
|-------------------------------------|--|
| Attenuation | |
| Max. insertion loss | |
| Frequency [MHz] | 1 4 10 16 20 31.25 62.5 100 |
| [db/100 m] | ≤ 2.5 ≤ 4.2 ≤ 6.8 ≤ 8.6 ≤ 9.7 ≤ 12.3 ≤ 18.0 ≤ 23.6 |
| [db/100 ft] | ≤ 0.8 ≤ 1.3 ≤ 2.1 ≤ 2.6 ≤ 3 ≤ 3.7 ≤ 5.5 ≤ 7.2 |
| Min. near-end crosstalk attenuation | |
| Frequency [MHz] | 1 4 10 16 20 31.25 62.5 100 |
| [db/100 m] | ≥ 80 ≥ 76.0 ≥ 70.0 ≥ 65.0 ≥ 63.0 ≥ 60.0 ≥ 55.0 ≥ 50.0 |
| [db/100 ft] | ≥ 24.4 ≥ 23.2 ≥ 21.3 ≥ 19.8 ≥ 19.2 ≥ 18.3 ≥ 16.8 ≥ 15.2 |

| |
|-------------------------|
| Contact assembly |
|-------------------------|



Dimensions



A1 73.60 mm

A2 23.00 mm

Notes

- Depending on the cable length (L), the following length tolerances apply:

0 m...3.0 m: + 100 mm | 3.0...10.0 m: ± 100 mm | ≥ 10.0 m: $\pm 2\%$

- Illustrations similar

- Further cable length on request. The last three digits of the ordering information is the cable length in decimeters, e.g.

ZKxxxx-xxxx-x020 = cable length 2.00 m

CE, UL

CE yes

Ordering information

Length

ZK7208-3100-0010 1.00 m

Accessories

ZS7100-B001 B12 protection cap, socket/flange, plastic, IP67, packaging unit = 10 pieces, including loss protection

ZS7100-B002 B12 protection cap, socket/flange, metal, IP67, packaging unit = 5 pieces, including loss protection

ZS7100-B005 B12 color coding connector/square flange, red, packaging unit = 10 pieces

ZS7100-B006 B12 color coding connector/square flange, yellow, packaging unit = 10 pieces

ZS7100-B007 B12 color coding connector/square flange, blue, packaging unit = 10 pieces

| | |
|-------------|---|
| ZS7100-B008 | B12 color coding connector/square flange, green, packaging unit = 10 pieces |
| ZS7100-B015 | B12 color coding connector/square flange, orange, packaging unit = 10 pieces |
| ZS7100-B016 | B12 color coding connector/square flange, gray, packaging unit = 10 pieces |
| ZB8802-0002 | assembly tool for B17 connector, AF22 |
| ZB8805-0001 | Flange/Panel feed-through for B17 pre-assembled, for fixing the connector, plastic, including screws, washers and lock nuts |



Products marked with a crossed-out wheeled bin shall not be discarded with the normal waste stream. The device is considered as waste electrical and electronic equipment. The national regulations for the disposal of waste electrical and electronic equipment must be observed.

Beckhoff®, TwinCAT®, TwinCAT/BSD®, TC/BSD®, EtherCAT®, EtherCAT G®, EtherCAT G10®, EtherCAT P®, Safety over EtherCAT®, TwinSAFE®, XFC®, XTS® and XPlanar® are registered trademarks of and licensed by Beckhoff Automation GmbH. Other designations used in this publication may be trademarks whose use by third parties for their own purposes could violate the rights of the owners.

© Beckhoff Automation GmbH & Co. KG 06/2024

The information provided in this brochure contains merely general descriptions or characteristics of performance which in case of actual application do not always apply as described or which may change as a result of further development of the products. An obligation to provide the respective characteristics shall only exist if expressly agreed in the terms of contract.