



ZK4042-0100-0xxx | Sensor cable, IP67, PUR, drag-chain suitable, valve plug



type C, angled – open end, 3-wire



Plugs

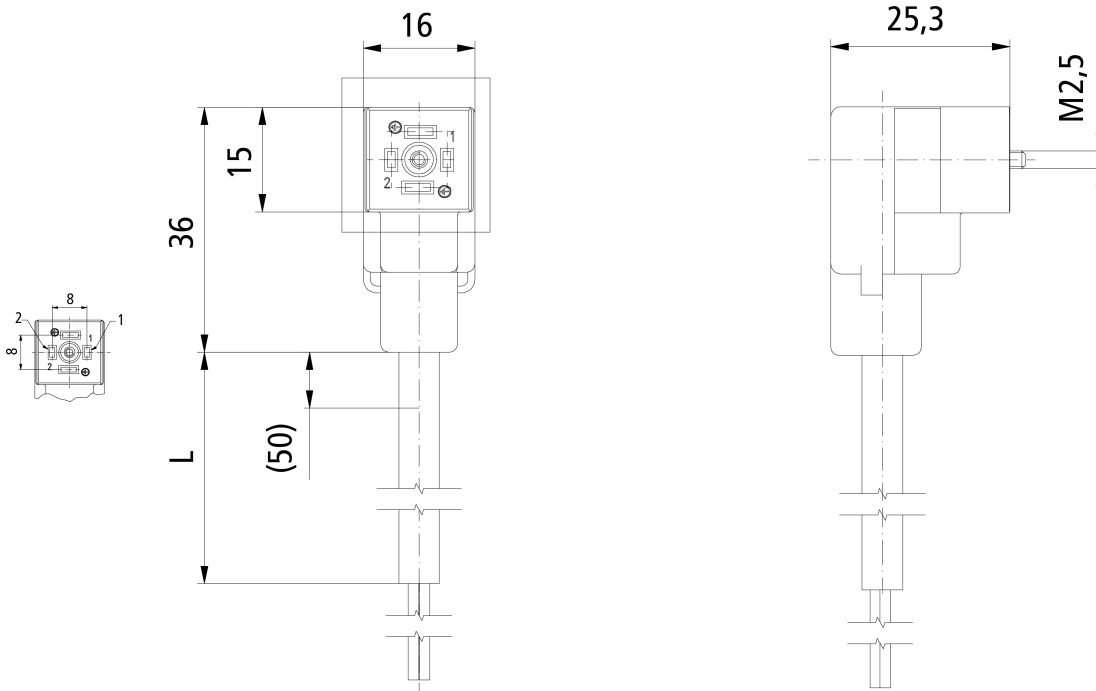
Electrical data	Head A	Head B
Rated voltage	32 V AC/DC	-
Clamping voltage	max. 68 V at 8.9 A; typ. 60 V at 5 A	-
Rated current	4 A at 40 °C	-
Contact resistance	< 10 mΩ	-
Insulation resistance	1 GΩ	-
Protective circuit	Protective circuit by suppressor diode 47 V at 1 mA + LED yellow	-
Mechanical data		
Installation size	-	open end
Connector type	type C	-
Configuration	angled	-
Number of positions (face)	-	3-wire
Recommended torque, screw termination	0.4...0.5 Nm	-

Screw	M2.5 (Fe/Zn B, 4.8)	-
Environmental data		
Ambient temperature (operation)	-25...+80 °C, -13...+176 °F	-
Protection rating	IP67 in screwed condition (according to IEC 60529)	-
Pollution level	3	-

Cable

Electrical data		
Rated voltage	300 V	
Insulation resistance	$\geq 1 \text{ G}\Omega \cdot \text{km}$	
Test voltage	$\geq 2000 \text{ V}$	
Mechanical data		
Cross-section (signal)	3 x 0.5 mm ² (AWG 20)	
Outer cable diameter	4.60 mm \pm 0.20 mm (0.181" \pm 0.00787")	
Min. bending radius, moved	10 x outer cable diameter	
Min. bending radius, fixed installation	5 x outer cable diameter	
Use	drag-chain suitable	
Max. acceleration	5 m/s ²	
Max. travel distance	5 m (horizontal with 5 m/s ²), 2 m (vertical with 5 m/s ²)	
Max. number of cycles	2 million	
Jacket color	black	
Material jacket	PUR (polyurethane)	
Wire color code	brown, blue, green/yellow	
Wire insulation material	PP (polypropylene)	
Environmental data		
Operation temperature range, moved	-25...+80 °C, -13...+176 °F	
Operation temperature range, fixed installation	-50...+80 °C, -58...+176 °F	
LABS-free	yes	
Flame-retardant	according to IEC 60332-2, VDE 0482-265-2-2, EN 50265-2-2, CSA FT-2	
Halogen-free	according to IEC 60754 or DIN VDE 0472 part 815	
Approvals	UL 20549	

Dimensions



Notes

- Depending on the cable length (L), the following length tolerances apply:
0 m...3.0 m: + 100 mm | 3.0...10.0 m: ± 100 mm | ≥ 10.0 m: ± 2 %
- Illustrations similar
- Further cable length on request. The last three digits of the ordering information is the cable length in decimeters, e.g. ZKxxxx-xxxx-x020 = cable length 2.00 m

Ordering information	Length
ZK4042-0100-0050	5.00 m
ZK4042-0100-0100	10.00 m
ZK4042-0100-0150	15.00 m



Products marked with a crossed-out wheeled bin shall not be discarded with the normal waste stream. The device is considered as waste electrical and electronic equipment. The national regulations for the disposal of waste electrical and electronic equipment must be observed.

Beckhoff®, TwinCAT®, TwinCAT/BSD®, TC/BSD®, EtherCAT®, EtherCAT G®, EtherCAT G10®, EtherCAT P®, Safety over EtherCAT®, TwinSAFE®, XFC®, XTS® and XPlanar® are registered trademarks of and licensed by Beckhoff Automation GmbH. Other designations used in this publication may be trademarks whose use by third parties for their own purposes could violate the rights of the owners.

© Beckhoff Automation GmbH & Co. KG 12/2022

The information provided in this brochure contains merely general descriptions or characteristics of performance which in case of actual application do not always apply as described or which may change as a result of further development of the products. An obligation to provide the respective characteristics shall only exist if expressly agreed in the terms of contract.