


ZK2000-5100-Axxx | Sensor cable, shielded, blue, PUR, 4 x 0.34 mm² + strand, drag-chain suitable



M12, plug, straight, male, 5-pin, A-coded – open end, 4-wire + strand and shielding



Plugs

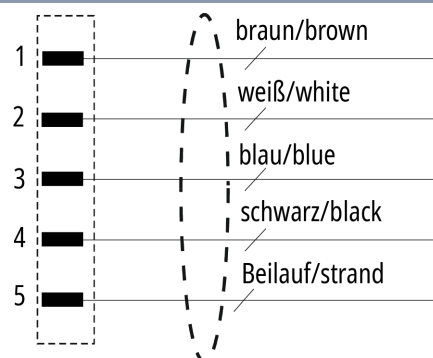
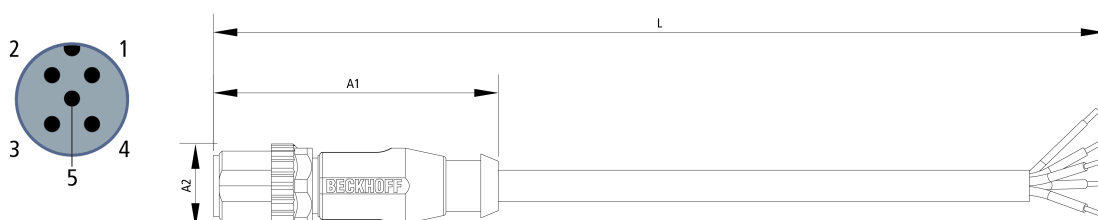
Electrical data	Head A	Head B
Rated voltage	60 V (according to IEC 61076-2-101)	-
Rated current	4 A at 40°C (according to IEC 61076-2-101)	-
Shielding	yes	-
Contact resistance	< 10 mΩ	-
Insulation resistance	≥ 100 MΩ (according to IEC 60512)	-
Mechanical data		
Installation size	M12	open end
Connector type	plug	-
Configuration	straight	-
Contact type	male	-
Number of positions (face)	5-pin	4-wire + strand and shielding
Coding	A-coded	-
Recommended torque, nut	0.6 Nm	-

Mating cycles	≥ 100 (according to IEC 60512-9a)	-
Way of locking	screw	-
Weight per piece	0.023 kg (0.0507 lb)	-
Body color	black	-
Body material	TPU, UL 94 HB	-
Coupling nut material	GD-Zn, Ni	-
Seal	FPM	-
Contact carrier color	red	-
Contact carrier material	PA, UL 94 V-0	-
Contact material	CuZn, Ni b/Au 0.2 gal.	-
Environmental data		
Special features	halogen-free, flame-resistant as per IEC 60332-1-2, oil-resistant as per DIN EN 60811-2-1	-
RoHS compliant	yes	-
Ambient temperature (operation)	-30...+85°C, -22...+185°F	-
Protection rating	IP65/67 in screwed condition (according to IEC 60529)	-
Pollution level	3/2 (according to IEC 60664-1)	-

Cable

Electrical data		
Rated voltage	≤ 300 V	
Insulation resistance	10 MΩ * km	
Wire resistance (signal/24V)	≤ 58.0 Ω/km (20°C)	
Test voltage	≥ 3000 V	
Mechanical data		
Conductor construction (signal/24V)	42 x 0.10 mm	
Cross-section (power)	4 x 0.34 mm ² (AWG22) and shield	
Cross-section (signal)	4 x 0.34 mm ² (AWG22) and shield	
Outer cable diameter	5.4 mm ± 0.2 mm (0.213" ± 0.0079")	
Min. bending radius, moved	10 x outer cable diameter	
Min. bending radius, fixed installation	5 x outer cable diameter	
Weight	45 kg/km (30.2 lb/1000 ft)	
Shielding	aluminum-clad foil, braiding of tinned copper wires	
Optical covering factor of shielding	≥ 85%	
Use	drag-chain suitable	

Max. acceleration	5 m/s ²
Max. speed	1.6 m/s
Max. travel distance	5 m (horizontal with 5 m/s ²), 2 m (vertical with 5 m/s ²)
Max. number of cycles	2 million
Jacket color	blue
Material jacket	PUR (polyurethane)
Wire color code	brown, white, blue, black
Wire insulation material	PP (polypropylene)
Printing color	white
Environmental data	
Operation temperature range, moved	-30...+80°C, -22...+176°F
Flame-retardant	according to UL 758/1581 (cUL-FT2)
Halogen-free	DIN VDE 0472 part 815
CE	yes
UL	yes, UL E-file number: E257058

Contact assembly**Dimensions**

A1	49.0 mm
A2	Ø 14.5 mm

Notes

- Depending on the cable length (L), the following length tolerances apply:
0 m...<0.2 m: ± 10 mm | 0.2...4.0 m: + 40 mm | ≥ 4.0 m: + 1%
- Illustrations similar
- Further cable length on request.

Ordering information	Length
ZK2000-5100-A010	1.00 m
ZK2000-5100-A030	3.00 m
ZK2000-5100-A050	5.00 m
ZK2000-5100-A100	10.00 m

Further length on request

Accessories	
ZB8801-0000	torque wrench for hexagonal plugs, adjustable
ZB8801-0002	torque cable key, M12/wrench size 13, for ZB8801-0000
ZB8803-0003	Flange/Panel feed-through for M12 pre-assembled, for fixing the connector, plastic, including screws, washers and lock nuts



Products marked with a crossed-out wheeled bin shall not be discarded with the normal waste stream. The device is considered as waste electrical and electronic equipment. The national regulations for the disposal of waste electrical and electronic equipment must be observed.

Beckhoff®, TwinCAT®, TwinCAT/BSD®, TC/BSD®, EtherCAT®, EtherCAT G®, EtherCAT G10®, EtherCAT P®, Safety over EtherCAT®, TwinSAFE®, XFC®, XTS® and XPlanar® are registered trademarks of and licensed by Beckhoff Automation GmbH. Other designations used in this publication may be trademarks whose use by third parties for their own purposes could violate the rights of the owners.

© Beckhoff Automation GmbH & Co. KG 11/2024

The information provided in this brochure contains merely general descriptions or characteristics of performance which in case of actual application do not always apply as described or which may change as a result of further development of the products. An obligation to provide the respective characteristics shall only exist if expressly agreed in the terms of contract.