


# ZS7200-Z016 | EtherCAT connector, B17, field wireable, straight, male+female, 2+PE+4-pin, EtherCAT-coded, IP65/67



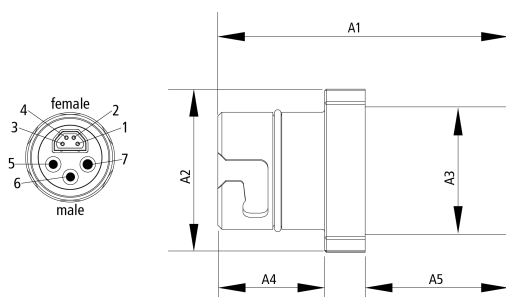
B17, square flange, straight, short, male+female, pins 2+PE+4, EtherCAT-coded



Electrical data	
Rated voltage (Ethernet)	60 V DC
Rated current (Ethernet)	4 A at 40 °C
Rated voltage (power)	250 V AC/DC
Rated current (power)	21 A at 60 °C
Rated impulse voltage (power)	2.5 kV
Rated impulse voltage (Ethernet)	1.0 kV
Voltage proof (contact/contact)	1.5 kV (power - Ethernet), 3.31 kV AC (power), 1.0 kV AC (Ethernet)
Shielding	yes
Shielding (Ethernet)	yes
Contact resistance	< 10 mΩ (signal), < 5 mΩ (power)
Insulation resistance	≥ 100 MΩ (according to IEC 60512)
Mechanical data	
Installation size	B17
Connector type	square flange
Configuration	straight, short

Contact type	male+female
Number of positions (face)	pins 2+PE+4
Coding	EtherCAT-coded
Wire termination	crimp connection
Mating cycles	≥ 100
Way of locking	bayonet
Weight per piece	0.170 kg (0.3750 lb)
Flange housing material	GD-Zn, Ni
Seal	NBR, FPM
Contact carrier material	PA 6, UL 94 V0
Contact carrier color (Ethernet)	yellow
Contact carrier color (power)	red
Contact plating	Au over Ni
Contact material	copper alloy
Max. wire cross-section (power)	AWG14/2.5 mm <sup>2</sup>
Max. wire cross-section (Ethernet)	AWG22/0.34 mm <sup>2</sup>
<b>Environmental data</b>	
Shock resistance	50 g (490 m/s <sup>2</sup> ) conforms to IEC 60512-6c, 11 ms; 18 shocks per direction, 3 axes
Vibration resistance	5 g (50 m/s <sup>2</sup> ) conforms to IEC 60512-6d, 10 Hz ... 500 Hz.; 10 cycles per axis; 6 h full duration
RoHS compliant	yes
Ambient temperature (operation)	-30...+80 °C, -22...+176 °F
Protection rating	IP65/67 in screwed condition (according to IEC 60529)
Pollution level	3/2 (according to IEC 60664-1)
Approvals	UL 2237: File E484763

## Dimensions



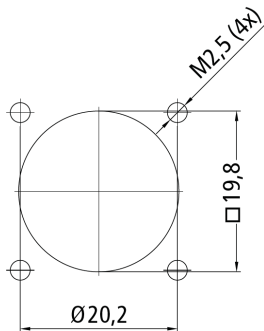
A1	38.00 mm
A2	25.00 mm
A3	20.00 mm

A4	19.00 mm
A5	14.00 mm

## Notes

- Delivery without crimp contacts
- Illustrations similar

### Installation dimensions



### Ordering information

ZS7200-Z016	EtherCAT flange, B17, field wireable, straight, male+female, 2+PE+4-pin, EtherCAT-coded, IP65/67
-------------	--

### Accessories

ZB8810-0000	crimping tool for Ethernet element, M8, B12, B17, B23 contacts
ZB8810-0001	crimping insert and locator for Ethernet element, M8, B12, B17 contacts
ZS7000-C001	Crimp contact, Ethernet element, male, AWG22/0.34 mm <sup>2</sup> , PU = 50 pieces
ZS7000-C008	B17 crimp contact, female, 2.5 mm <sup>2</sup> , packaging unit = 50 pieces
ZS7200-B001	B17 protection cap, socket/flange, plastic, IP67, packaging unit = 10 pieces
ZS7200-B002	B17 protection cap, socket/flange, metal, IP67, packaging unit = 5 pieces
ZS7200-B005	B17 color coding connector/square flange, red, packaging unit = 10 pieces
ZS7200-B006	B17 color coding connector/square flange, yellow, packaging unit = 10 pieces
ZS7200-B007	B17 color coding connector/square flange, blue, packaging unit = 10 pieces
ZS7200-B008	B17 color coding connector/square flange, green, packaging unit = 10 pieces
ZS7200-B015	B17 color coding connector/square flange, orange, packaging unit = 10 pieces
ZS7200-B016	B17 color coding connector/square flange, gray, packaging unit = 10 pieces



Products marked with a crossed-out wheeled bin shall not be discarded with the normal waste stream. The device is considered as waste electrical and electronic equipment. The national regulations for the disposal of waste electrical and electronic equipment must be observed.

Beckhoff®, TwinCAT®, TwinCAT/BSD®, TC/BSD®, EtherCAT®, EtherCAT G®, EtherCAT G10®, EtherCAT P®, Safety over EtherCAT®, TwinSAFE®, XFC®, XTS® and XPlanar® are registered trademarks of and licensed by Beckhoff Automation GmbH. Other designations used in this publication may be trademarks whose use by third parties for their own purposes could violate the rights of the owners.

© Beckhoff Automation GmbH & Co. KG 09/2023

The information provided in this brochure contains merely general descriptions or characteristics of performance which in case of actual application do not always apply as described or which may change as a result of further development of the products. An obligation to provide the respective characteristics shall only exist if expressly agreed in the terms of contract.