

ZK7B25-AS00-0xxx | B40, ECP cable, PUR, 5 G 16.0 mm² + (1 x 4 x AWG22), drag chain suitable, key 3 (user-defined voltage)

B40, square flange, straight, short, female+ female, pins 4+PE+4, P-coded

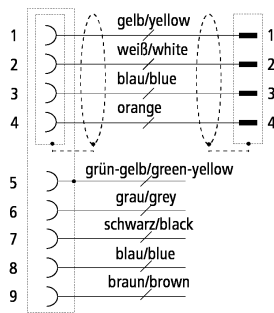
Plugs

| Electrical data | Head A | Head B |
|-----------------------------------|--|---|
| Rated voltage (Ethernet) | 24 V DC | max. 300 V (peak value, not for high voltage purposes) |
| Rated current (Ethernet) | 3 A at 40 °C | - |
| Rated voltage (power) | 630 V AC / 850 V DC, 600V AC / DC (UL) | 600 V |
| Rated current (power) | 66 A at 50 °C | - |
| Rated current (power) | 66 A | - |
| Test voltage | - | 1000 V, 50 Hz, 1 min. (wire/wire and wire/screen) |
| Rated impulse voltage (power) | 6.0 kV | - |
| Rated impulse voltage (Ethernet) | 1.0 kV | - |
| Voltage proof (contact/contact) | 1.5 kV (power - Ethernet), 3.31 kV AC (power), 1.0 kV AC (Ethernet) | - |
| Shielding | - | aluminium-clad foil, braiding of tinned copper wires, coupling |
| Shielding (Ethernet) | yes | - |
| Contact resistance | < 10 mΩ (signal), < 5 mΩ (power) | - |
| Insulation resistance | ≥ 100 MΩ (according to IEC 60512) | ≥ 5GΩ * km |
| Mechanical data | | |
| Installation size | B40 | - |
| Connector type | square flange | - |
| Configuration | straight, short | - |
| Contact type | female+ female | - |
| Number of positions (face) | pins 4+PE+4 | - |
| Coding | P-coded | - |
| Mechanical coding | key 3 (user-defined voltage) | - |
| Wire termination | crimp connection | - |
| Mating cycles | ≥ 100 | - |
| Way of locking | bayonet | - |
| Weight per piece | 0.300 kg (0.6610 lb) | - |
| Body material | PA6, UL94 V0 | - |
| Flange housing material | GD-Zn, Ni | - |
| Seal | NBR | - |
| Contact carrier material | PA, UL 94 | - |
| Contact carrier colour (Ethernet) | red | - |
| Contact carrier colour (power) | red | - |
| Contact plating | Au over Ni | - |
| Contact material | copper alloy | - |
| Environmental data | | |
| Use | - | drag-chain suitable |
| Shock resistance | 50 g (490 m/s ²) conforms to IEC 60512-6c, 11 ms; 18 shocks per direction, 3 axes | - |
| Vibration resistance | 5 g (50 m/s ²) conforms to IEC 60512-6d, 10 Hz. ... 500 Hz.; 10 cycles per axis; 6 h full duration | - |
| UV resistance | - | good |
| RoHS compliant | yes | - |
| Oil resistance | - | according to IEC 60811-2-1 respectively according to DIN VDE 0282 part 10 |
| Ambient temperature (operation) | -30...+90 °C, -22...+194 °F | - |
| Protection class | IP 65/67 in screwed condition (according to IEC 60529) | - |
| Pollution level | 3/2 (according to IEC 60664-1) | - |

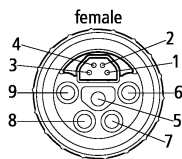
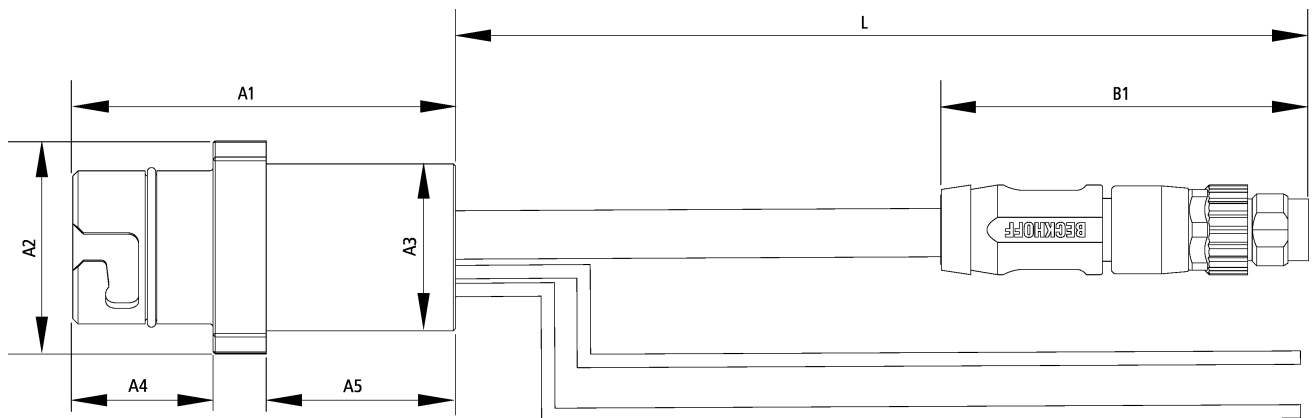
Cable

| Electrical data | |
|---|---|
| Rated voltage (Ethernet) | max. 300 V (peak value, not for high voltage purposes) |
| Rated voltage (power) | 600 V |
| Operating voltage | ≤ 125 V (peak value, not for high voltage purposes) |
| Attenuation of shielding | ≥ 65 dB (30...100 MHz) |
| Insulation resistance | ≥ 5GΩ * km |
| Unbalanced capacitance to ground | ≤ 2000 pF/km |
| Mutual capacitance | 48 nF/km |
| Characteristic impedance (Ethernet) | 100 Ω ±15 Ω |
| Loop resistance | ≤ 110.8 Ω/km |
| Signal running time (Ethernet) | 5.3 ns/m |
| Electrical parameters (Ethernet) | CAT 5e, according to EN 50288-2-2 |
| Test voltage | 1000 V, 50 Hz, 1 min. (wire/wire and wire/screen) |
| Mechanical data | |
| Cable structure (Ethernet) | star quad |
| Conductor construction (power) | 19 x 0.30 mm |
| Cross section (power) | 5 x 16.0 mm ² (approx. AWG5) |
| Cross section (Ethernet) | 1 x 4 x 0.34 mm ² (AWG 22) |
| Min. bending radius, moved | 8 x outer cable diameter |
| Min. bending radius, fixed installation | 5 x outer cable diameter |
| Weight | 72 kg/km (48,38 lb/1000 ft) |
| Outer cable diameter | 6.5 mm ± 0.2 mm (0.2559" ± 0.0079") |
| Conductor material (Ethernet) | copper, tinned |
| Shielding | aluminium-clad foil, braiding of tinned copper wires, coupling |
| Optical covering factor of shielding (Ethernet) | ≥ 85 % |
| Use | drag-chain suitable |
| Max. acceleration | 3 m/s ² |
| Max. speed | 3 m/s |
| Max. travel distance | 4.5 m |
| Max. number of cycles | 3 million |
| Jacket colour | black (similar to RAL 9005) with red stripe (similar to RAL 3020) |
| Material jacket | PUR (polyurethane) |
| Wire colour code | yellow, orange, white, blue (Ethernet) grey, green/yellow, black, blue, brown (Power) |
| Wire insulation material | PP polypropylene (Ethernet), PPE polyphenyl ether (Power) |
| Printing on the jacket | Beckhoff Automation GmbH & Co. KG - Germany - EtherCATp Cat5e AWG22/7 E170315 AWM 21198 AWM I/II A/B 80°C 300 V |
| Printing colour | white |
| Environmental data | |
| Operation temperature range, moved | -30...+70 °C, -22...+158 °F |
| Operation temperature range, fixed installation | -40...+80 °C, -40...+176 °F |
| UV resistance | good |
| Oil resistance | according to IEC 60811-2-1 respectively according to DIN VDE 0282 part 10 |
| Flame-retardant | Horizontal flame test according to UL 1581 part 1090 |
| Halogen-free | according to IEC 60754 respectively DIN VDE 0472 part 815 |

| Attenuation | | | | | | | | |
|-------------------------------------|---|------|------|------|------|-------|------|------|
| Max. insertion loss | | | | | | | | |
| Frequency [MHz] | 1 | 4 | 10 | 16 | 20 | 31.25 | 62.5 | 100 |
| [db/100 m] | - | 4.9 | 7.8 | 9.9 | 11.1 | 14.1 | 20.4 | 26.4 |
| [db/100 ft] | - | 1.5 | 2.4 | 3 | 3.4 | 4.3 | 6.2 | 8 |
| Min. near-end crosstalk attenuation | | | | | | | | |
| Frequency [MHz] | 1 | 4 | 10 | 16 | 20 | 31.25 | 62.5 | 100 |
| [db/100 m] | - | 56.3 | 50.3 | 47.2 | 45.8 | 42.9 | 38.4 | 35.3 |
| [db/100 ft] | - | 17.2 | 15.3 | 14.4 | 14 | 13.1 | 11.7 | 10.8 |



Dimensions

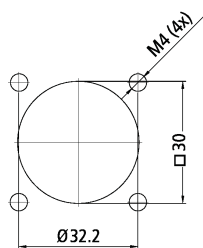


| | |
|----|------------------|
| A1 | approx. 64.00 mm |
| A2 | 40.00 mm |
| A3 | 44.00 mm |
| A4 | approx. 59.00 mm |

Notes

- Depending on the cable length (L), the following length tolerances apply:
 0 m...3.0 m: + 100 mm | 3.0...10.0 m: ± 100 mm | ≥ 10.0 m: ± 2 %
- Illustrations similar
- Further cable length on request. The last three digits of the ordering information is the cable length in decimeters, e.g. ZKxxxx-xxxx-x020 = cable length 2.00 m

Installation dimensions



| Ordering information | Length |
|----------------------|------------|
| ZK7B25-AS00-0xxx | on request |

| Accessories | |
|-------------|---|
| ZS7400-B001 | B40 protection cap, socket/flange, plastic, IP 67, packaging unit = 10 pieces |
| ZS7400-B002 | B40 protection cap, socket/flange, metal, IP 67, packaging unit = 5 pieces |
| ZS7400-B005 | B40 colour coding connector/square flange, red, packaging unit = 10 pieces |
| ZS7400-B006 | B40 colour coding connector/square flange, yellow, packaging unit = 10 pieces |
| ZS7400-B007 | B40 colour coding connector/square flange, blue, packaging unit = 10 pieces |
| ZS7400-B008 | B40 colour coding connector/square flange, green, packaging unit = 10 pieces |
| ZS7400-B015 | B40 colour coding connector/square flange, orange, packaging unit = 10 pieces |
| ZS7400-B016 | B40 colour coding connector/square flange, grey, packaging unit = 10 pieces |

Beckhoff®, TwinCAT®, EtherCAT®, EtherCAT G®, EtherCAT G10®, EtherCAT P®, Safety over EtherCAT®, TwinSAFE®, XFC®, XTS® and XPlanar® are registered trademarks of and licensed by Beckhoff Automation GmbH. Other designations used in this publication may be trademarks whose use by third parties for their own purposes could violate the rights of the owners.

© Beckhoff Automation GmbH & Co. KG 03/2021

The information provided in this brochure contains merely general descriptions or characteristics of performance which in case of actual application do not always apply as described or which may change as a result of further development of the products. An obligation to provide the respective characteristics shall only exist if expressly agreed in the terms of contract.