


ZK7A26-3431-0xxx | B23, ECP cable, PUR, 3 G 2.5 mm² + 2 x 1.5 mm² (1 x 4 x AWG22), drag-chain suitable, key 3 (user-defined voltage)



B23, socket, straight, male+male, pins 4+PE+4, P-coded – B23, plug, straight, female+ female, pins 4+PE+4, P-coded



Plugs

Electrical data	Head A	Head B
Rated voltage (Ethernet)	24 V DC	24 V DC
Rated current (Ethernet)	3 A at 40 °C	3 A at 40 °C
Rated voltage (power)	630 V AC / 850 V DC, 600V AC / DC (UL)	630 V AC / 850 V DC, 600V AC / DC (UL)
Rated current (power)	28 A at 40 °C	28 A at 40 °C
Rated impulse voltage (power)	6.0 kV	6.0 kV
Rated impulse voltage (Ethernet)	1.0 kV	1.0 kV
Voltage proof (contact/contact)	1.5 kV (power - Ethernet), 3.31 kV AC (power), 1.0 kV AC (Ethernet)	1.5 kV (power - Ethernet), 3.31 kV AC (power), 1.0 kV AC (Ethernet)
Shielding (Ethernet)	yes	yes
Contact resistance	< 10 mΩ (signal), < 5 mΩ (power)	< 10 mΩ (signal), < 5 mΩ (power)
Insulation resistance	≥ 100 MΩ (according to IEC 60512)	≥ 100 MΩ (according to IEC 60512)
Mechanical data		

Installation size	B23	B23
Connector type	socket	plug
Configuration	straight	straight
Contact type	male+male	female+ female
Number of positions (face)	pins 4+PE+4	pins 4+PE+4
Coding	P-coded	P-coded
Mechanical coding	key 3 (user-defined voltage)	key 3 (user-defined voltage)
Wire termination	crimp connection	crimp connection
Mating cycles	≥ 100	≥ 100
Way of locking	bayonet	bayonet
Weight per piece	-	0.100 kg (0.220 lb)
Body color	black	black
Body material	-	TPU, UL 94 HB
Coupling nut material	GD-Zn, Ni	GD-Zn, Ni
Seal	NBR, FPM	NBR, FPM
Contact carrier material	PA 6, UL 94 V0	PA 6, UL 94 V0
Contact carrier color (Ethernet)	red	red
Contact carrier color (power)	red	red
Contact plating	Au over Ni	Au over Ni
Contact material	copper alloy	copper alloy
Environmental data		
Shock resistance	50 g (490 m/s ²) conforms to IEC 60512-6c, 11 ms; 18 shocks per direction, 3 axes	50 g (490 m/s ²) conforms to IEC 60512-6c, 11 ms; 18 shocks per direction, 3 axes
Vibration resistance	5 g (50 m /s ²) conforms to IEC 60512-6d, 10 Hz ... 500 Hz; 10 cycles per axis; 6 h full duration	5 g (50 m /s ²) conforms to IEC 60512-6d, 10 Hz ... 500 Hz; 10 cycles per axis; 6 h full duration
RoHS compliant	yes	yes
Ambient temperature (operation)	-30...+80 °C, -22...+176 °F	-30...+80 °C, -22...+176 °F
Protection rating	IP65/67 in screwed condition (according to IEC 60529)	IP65/67 in screwed condition (according to IEC 60529)
Pollution level	3/2 (according to IEC 60664-1)	3/2 (according to IEC 60664-1)
Approvals	UL 2237: File E484763	UL 2237: File E484763

Cable

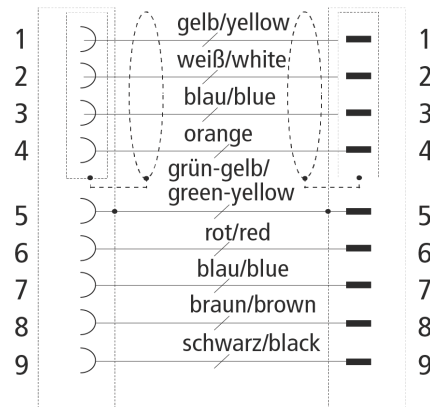
Electrical data		
Operating voltage	≤ 1000 V AC	
Mutual capacitance wire/wire (Ethernet)	nom. 55 nF/km	
Attenuation of shielding	≥ 40 dB (30...100 MHz)	

Insulation resistance	≥ 500 MΩ * km (DIN EN 50395)
Mutual capacitance	AWG 22: nom. 55 nF/km
Wire resistance (power)	2.5 mm ² : ≤ 8.3 Ω/km, 1.5 mm ² : ≤ 14.0 Ω/km
Wire resistance (Ethernet)	≤ 58.0 Ω/km according to DIN EN 50395
Characteristic impedance (Ethernet)	100 Ω ±5 Ω (100 MHz)
Dielectric strength wire/wire (power)	4 kV 50 Hz 1 min.
Dielectric strength wire/shield (power)	4 kV 50 Hz 1 min.
Dielectric strength wire/wire (Ethernet)	4 kV 50 Hz 1 min.
Dielectric strength wire/shield (Ethernet)	4 kV 50 Hz 1 min.
Test voltage	4000 V, 50 Hz, 1 min. (wire/wire and wire/screen)
Mechanical data	
Cable structure (Ethernet)	star quad
Conductor construction (Ethernet)	7-strand
Cross-section (power)	3 x 2.5 mm ² (approx. AWG14) + 2 x 1.5 mm ² (approx. AWG16)
Cross-section (Ethernet)	1 x 4 x 0.34 mm ² (AWG22)
Outer cable diameter	11.9 mm ± 0.4 mm (0.469" ± 0.0157")
Min. bending radius, moved	7 x outer cable diameter
Min. bending radius, fixed installation	4 x outer cable diameter
Weight	210 kg/km (140.7 lb/1000 ft)
Conductor material (power)	copper bare
Conductor material (Ethernet)	bare copper
Shielding	braiding of tinned copper wires, metallized plastic fleece, aluminum-clad foil
Optical covering factor of shielding (Ethernet)	≥ 85 %
Optical covering factor of shielding (total)	no
Use	drag-chain suitable
Max. acceleration	30 m/s ²
Max. speed	4 m/s
Max. travel distance	20 m
Max. number of cycles	5 million
Wall thickness of wire insulation (power)	0.45 mm
Jacket color	black (similar to RAL 9005) with red stripe (similar to RAL 3020)
Material jacket	PUR (polyurethane)
Wire color code	yellow, orange, white, blue (Ethernet), black, red (1.5 mm ²), green/yellow, brown, blue (2.5 mm ²)
Wire insulation material	PO (Polyolefine)

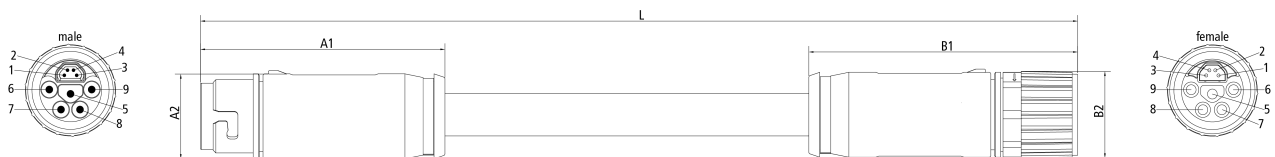
Printing on the jacket	xxxx m Beckhoff Automation GmbH & Co. KG - Germany - EtherCAT P ZB7306 3 G 2,5 + 2 x 1,5 + (4xAWG22)/C E63216 c us AWM 21223 AWM I/II A/B 80°C 600V FT1 RoHS MM/JJ (MM/JJ)= month of production/year of production) outer diameter: (11.9 ± 0.4) mm
Printing color	white
Torsion angle in °/m	max. ± 30 °/m
Environmental data	
Operation temperature range, moved	-20...+60 °C, -4...+140 °F
Operation temperature range, fixed installation	-40...+90 °C, -40...+194 °F
UV resistance	yes
Oil resistance	yes
Acid, lye and solvent resistance	depends on medium, concentration, temperature and duration
LABS-free	yes
Flame-retardant	according to UL 758 (cUL-FT1)
Halogen-free	yes
Silicone-free	yes
Approvals	cULus AWM Style 21223 80°C 600V

Attenuation	
Max. insertion loss	
Frequency [MHz]	1 4 10 16 20 31.25 62.5 100
[db/100 m]	- 4.2 6.8 8.6 9.7 12.3 18.0 23.6
[db/100 ft]	- 1.3 2.1 2.6 3 3.7 5.5 7.2
Min. near-end crosstalk attenuation	
Frequency [MHz]	1 4 10 16 20 31.25 62.5 100
[db/100 m]	65.3 56.3 50.3 47.2 45.8 42.9 38.4 35.3
[db/100 ft]	19.9 17.2 15.3 14.4 14 13.1 11.7 10.8

Contact assembly



Dimensions



A1	95 mm
A2	29 mm
B1	93.60 mm
B2	28.50 mm

Notes

- Depending on the cable length (L), the following length tolerances apply:
0 m...3.0 m: + 100 mm | 3.0...10.0 m: ± 100 mm | ≥ 10.0 m: ± 2 %
- Illustrations similar
- Further cable length on request. The last three digits of the ordering information is the cable length in decimeters, e.g. ZKxxxx-xxxx-x020 = cable length 2.00 m

CE, UL

CE	yes
----	-----

Ordering information

Ordering information	Length
ZK7A26-3431-0020	2.00 m
ZK7A26-3431-0025	2.50 m
ZK7A26-3431-0030	3.00 m



Products marked with a crossed-out wheeled bin shall not be discarded with the normal waste stream. The device is considered as waste electrical and electronic equipment. The national regulations for the disposal of waste electrical and electronic equipment must be observed.

Beckhoff®, TwinCAT®, TwinCAT/BSD®, TC/BSD®, EtherCAT®, EtherCAT G®, EtherCAT G10®, EtherCAT P®, Safety over EtherCAT®, TwinSAFE®, XFC®, XTS® and XPlanar® are registered trademarks of and licensed by Beckhoff Automation GmbH. Other designations used in this publication may be trademarks whose use by third parties for their own purposes could violate the rights of the owners.

© Beckhoff Automation GmbH & Co. KG 01/2024

The information provided in this brochure contains merely general descriptions or characteristics of performance which in case of actual application do not always apply as described or which may change as a result of further development of the products. An obligation to provide the respective characteristics shall only exist if expressly agreed in the terms of contract.