

## ZK7906-B000-Axxx | ENP cable, PUR, 3 G 1.5 mm<sup>2</sup> + (1 x 4 x AWG22), drag chain suitable, key 3 (user-defined voltage)

B17, flange front assembly, straight, long, female+male, pins 2+PE+4, EtherCAT-coded – RJ45 + 3 x open end, 8-pin

### Plugs

Electrical data	Head A	Head B
Rated voltage (Ethernet)	60 V DC	-
Rated current (Ethernet)	4 A at 40 °C	1.1 A at 30 °C
Rated voltage (power)	630 V AC / 850 V DC, 600V AC / DC (UL)	-
Rated current (power)	15.5 A at 50 °C	-
Rated current (power)	15.5 A	-
Rated impulse voltage (power)	6.0 kV	-
Rated impulse voltage (Ethernet)	1.0 kV	-
Voltage proof (contact/contact)	1.5 kV (power - Ethernet), 3.31 kV AC (power), 1.0 kV AC (Ethernet)	-
Shielding (Ethernet)	yes	yes
Contact resistance	< 10 mΩ (signal), < 5 mΩ (power)	-
Insulation resistance	≥ 100 MΩ (according to IEC 60512)	≥ 10 GΩ (according to IEC 60512-2)
Mechanical data		
Installation size	B17	RJ45 + 3 x open end
Connector type	flange front assembly	-
Configuration	straight, long	-
Contact type	female+male	-
Number of positions (face)	pins 2+PE+4	8-pin
Coding	EtherCAT-coded	-
Mechanical coding	key 3 (user-defined voltage)	-
Wire termination	crimp connection	-
Mating cycles	≥ 100	≥ 750
Way of locking	bayonet	-
Weight per piece	0.170 kg (0.375 lb)	-
Body colour	-	black
Body material	-	PC UL 94 V0

Flange housing material	GD-Zn, Ni	-
Seal	NBR, FPM	-
Contact carrier material	PA 6, UL 94 V0	-
Contact carrier colour (Ethernet)	yellow	-
Contact carrier colour (power)	red	-
Contact plating	Au over Ni	Au over Ni
Contact material	copper alloy	-
<b>Environmental data</b>		
Shock resistance	50 g (490 m/s <sup>2</sup> ) conforms to IEC 60512-6c, 11 ms; 18 shocks per direction, 3 axes	-
Vibration resistance	5 g (50 m/s <sup>2</sup> ) conforms to IEC 60512-6d, 10 Hz. ... 500 Hz.; 10 cycles per axis; 6 h full duration	-
RoHS compliant	yes	yes
Ambient temperature (operation)	-30...+80 °C, -22...+176 °F	-40...+85 °C, -40...+185 °F
Protection class	IP 67 in screwed condition (according to IEC 60529)	IP 20
Pollution level	3/2 (according to IEC 60664-1)	-
Approvals	UL 2237: File E484763	-

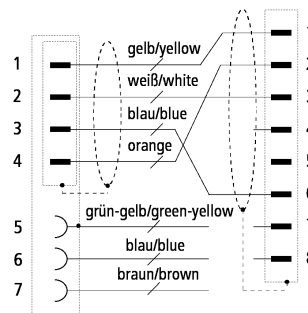
## Cable

<b>Electrical data</b>		
Rated voltage (Ethernet)	max. 300 V (peak value, not for high voltage purposes)	
Rated voltage (power)	600 V	
Attenuation of shielding	≥ 40 dB	
Insulation resistance	≥ 500 MΩ/km	
Unbalanced capacitance to ground	1600 pF/km	
Mutual capacitance	52 nF/km (1 kHz)	
Characteristic impedance (Ethernet)	100 Ω ±15 Ω (100 MHz)	
Loop resistance (Ethernet)	≤ 115 Ω/km	
Differential impedance (Ethernet)	250 Ω/km	
Unbalanced resistance (Ethernet)	2 %	
Dielectric strength wire/wire (Ethernet)	1000 V DC/700 V AC	
Dielectric strength wire/shield (Ethernet)	1000 V DC/700 V AC	
Signal running time (Ethernet)	5.3 ns/m	
Electrical parameters (Ethernet)	based on CAT 5	
Test voltage	≥ 2000 V	
<b>Mechanical data</b>		
Cable structure (Ethernet)	star quad	
Conductor construction (power)	19 x 0.30 mm	
Conductor construction (Ethernet)	7 x 0.25 mm	
Cross section (power)	3 x 1.5 mm <sup>2</sup> (approx. AWG16)	
Cross section (Ethernet)	1 x 4 x 0.34 mm <sup>2</sup> (AWG 22)	
Min. bending radius, moved	7.5 x outer cable diameter	
Min. bending radius, fixed installation	5 x outer cable diameter	
Weight	61 kg/km (41.0 lb/1000 ft)	
Outer cable diameter	6.5 mm ± 0.2 mm (0.2559" ± 0.0079")	
Conductor material (Ethernet)	copper, tinned	
Shielding	aluminium-clad foil, braiding of tinned copper wires	
Optical covering factor of shielding (Ethernet)	≥ 85 %	
Use	drag-chain suitable	
Max. acceleration	4 m/s <sup>2</sup>	
Max. speed	4 m/s	
Max. number of cycles	3 million	
Wall thickness of wire insulation (Ethernet)	0.375 mm	
Jacket colour	green	
Material jacket	PUR (polyurethane)	
Wire colour code	yellow, orange, white, blue (Ethernet) green/yellow, blue, brown (Power)	
Wire insulation material	PP polypropylene (Ethernet), PPE polyphenyl ether (Power)	

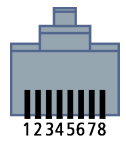
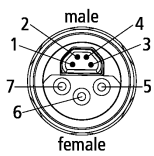
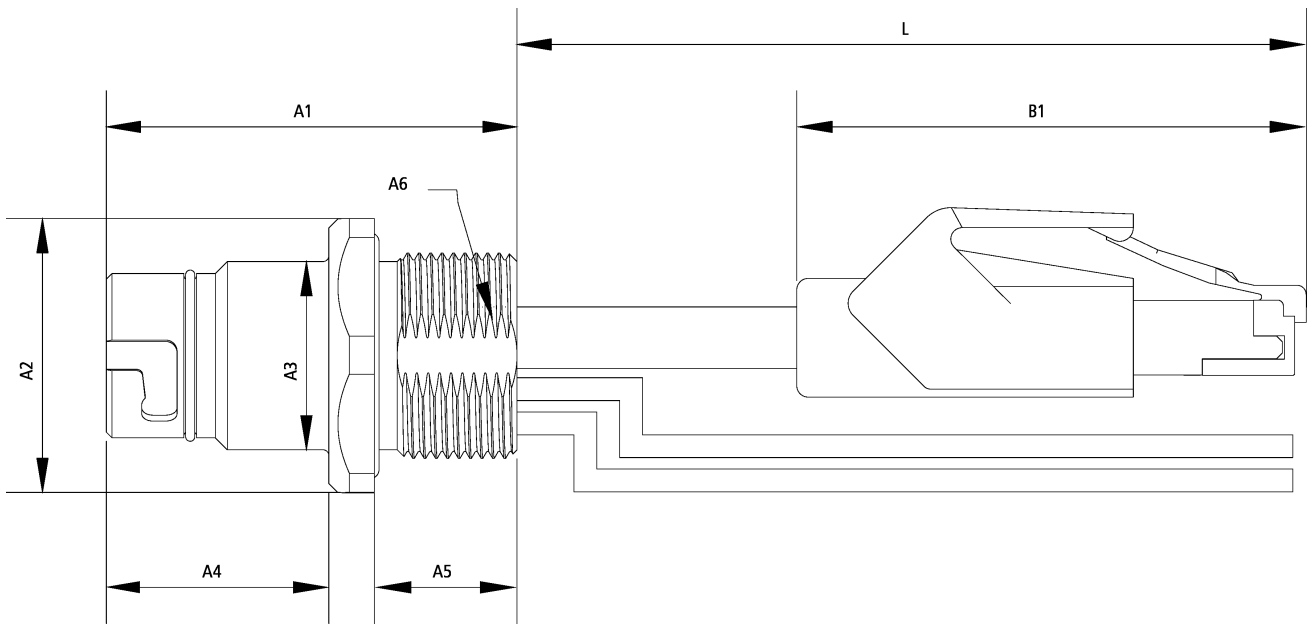
Printing on the jacket	BECKHOFF ZB9020 Industrial Ethernet / EtherCAT Trailing Cable * CAT5PLUS * 22AWG (SHIELDED) (UL) E119100 CMX 75°C VERIFIED (UL) CAT 5E PATCH CABLE FRNC * "length in meters"
Printing colour	black
<b>Environmental data</b>	
Operation temperature range, moved	-40...+70 °C, -40...+158 °F
Operation temperature range, fixed installation	-20...+60 °C, -4...+140 °F
UV resistance	yes
Oil resistance	according to DIN EN 60811-2-1
Acid, lye and solvent resistance	depends on medium, concentration, temperature and duration
LABS-free	yes
Flame-retardant	yes
CFC-free	yes
Halogen-free	yes
Silicone-free	yes
Approvals	UL-Style AWM 20963

<b>Attenuation</b>								
Max. insertion loss								
Frequency [MHz]	1	4	10	16	20	31.25	62.5	100
[db/100 m]	2.1	4.0	6.3	8.0	9.0	11.4	16.5	21.3
[db/100 ft]	0.6	1.2	1.9	2.4	2.7	3.5	5	6.5
Min. near-end crosstalk attenuation								
Frequency [MHz]	1	4	10	16	20	31.25	62.5	100
[db/100 m]	80	76.0	70.0	65.0	63.0	60.0	55.0	50.0
[db/100 ft]	24.4	23.2	21.3	19.8	19.2	18.3	16.8	15.2

**Contact assembly**



**Dimensions**



A1	42.00 mm
A2	WAF30
A3	22.00 mm
A4	27.00 mm
A5	10.00 mm
A6	M24
B1	43.80 mm

## Notes

- Depending on the cable length (L), the following length tolerances apply:

0 m...3.0 m: + 100 mm | 3.0...10.0 m: ± 100 mm | ≥ 10.0 m: ± 2 %

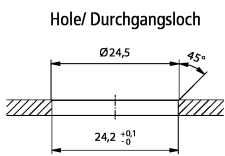
- Illustrations similar

- Delivery with counter nut

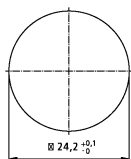
- Further cable length on request. The last three digits of the ordering information is the cable length in decimeters, e.g. ZKxxxx-xxxx-x020 = cable length 2.00 m

- B17 3-pin 1.5 mm<sup>2</sup> and B17 3-pin 2.5 mm<sup>2</sup> are not pin compatible

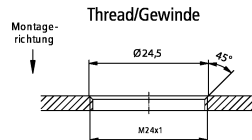
### Installation dimensions



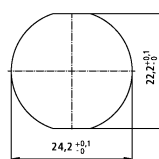
Panel cut out without twist protection/  
Montageausschnitt ohne Verdrehsicherung



min. wall thickness 1.5 mm/  
Min. Wandstärke 1,5 mm  
max. wall thickness 5 mm/  
Max. Wandstärke 5 mm



Panel cut out with twist protection/  
Montageausschnitt mit Verdrehsicherung



### Ordering information

ZK7906-BO00-Axxx

### Length

—

Accessories	
ZS7200-B001	B17 protection cap, socket/flange, plastic, IP 67, packaging unit = 10 pieces
ZS7200-B002	B17 protection cap, socket/flange, metal, IP 67, packaging unit = 5 pieces
ZS7200-B009	B17 colour coding flange for front/rear assembly, red, packaging unit = 10 pieces
ZS7200-B010	B17 colour coding flange for front/rear assembly, yellow, packaging unit = 10 pieces
ZS7200-B011	B17 colour coding flange for front/rear assembly, blue, packaging unit = 10 pieces
ZS7200-B012	B17 colour coding flange for front/rear assembly, green, packaging unit = 10 pieces
ZS7200-B013	B17 colour coding flange for front/rear assembly, orange, packaging unit = 10 pieces
ZS7200-B014	B17 colour coding flange for front/rear assembly, grey, packaging unit = 10 pieces

Beckhoff®, TwinCAT®, EtherCAT®, EtherCAT G®, EtherCAT G10®, EtherCAT P®, Safety over EtherCAT®, TwinSAFE®, XFC®, XTS® and XPlanar® are registered trademarks of and licensed by Beckhoff Automation GmbH. Other designations used in this publication may be trademarks whose use by third parties for their own purposes could violate the rights of the owners.

© Beckhoff Automation GmbH & Co. KG 02/2021

The information provided in this brochure contains merely general descriptions or characteristics of performance which in case of actual application do not always apply as described or which may change as a result of further development of the products. An obligation to provide the respective characteristics shall only exist if expressly agreed in the terms of contract.