

## ZK7502-0700-0xxx | B12, ECP cable, PUR, 2 x 0.75 mm<sup>2</sup> + (1 x 4 x AWG22), drag chain suitable, key 2 (user-defined voltage)

B12, plug, straight, female+ female, pins 2+4, P-coded – open end

### Plugs

Electrical data	Head A	Head B
Rated voltage (Ethernet)	24 V DC	-
Rated current (Ethernet)	3 A at 40 °C	-
Rated voltage (power)	60 V DC	-
Rated current (power)	10 A at 55 °C	-
Rated current (power)	10 A	-
Rated impulse voltage (power)	1.5 kV	-
Rated impulse voltage (Ethernet)	1.0 kV	-
Voltage proof (contact/contact)	1.5 kV (power - Ethernet), 1.5 kV AC (power), 1.0 kV AC (Ethernet)	-
Shielding (Ethernet)	yes	-
Contact resistance	< 10 mΩ (signal), < 5 mΩ (power)	-
Insulation resistance	≥ 100 MΩ (according to IEC 60512)	-
Mechanical data		
Installation size	B12	open end
Connector type	plug	-
Configuration	straight	-
Contact type	female+ female	-
Number of positions (face)	pins 2+4	-
Coding	P-coded	-
Mechanical coding	key 2 (user-defined voltage)	-
Wire termination	crimp connection	-
Mating cycles	≥ 100	-
Way of locking	bayonet	-
Weight per piece	0.050 kg (0.110 lb)	-
Body colour	black	-
Body material	TPU, UL 94 HB	-

Coupling nut material	GD-Zn, Ni	-
Seal	NBR	-
Contact carrier material	PA, UL 94	-
Contact carrier colour (Ethernet)	red	-
Contact carrier colour (power)	red	-
Contact plating	Au over Ni	-
Contact material	copper alloy	-
<b>Environmental data</b>		
Shock resistance	50 g (490 m/s <sup>2</sup> ) conforms to IEC 60512-6c, 11 ms; 18 shocks per direction, 3 axes	-
Vibration resistance	5 g (50 m/s <sup>2</sup> ) conforms to IEC 60512-6d, 10 Hz. ... 500 Hz.; 10 cycles per axis; 6 h full duration	-
RoHS compliant	yes	-
Ambient temperature (operation)	-30...+80 °C, -22...+176 °F	-
Protection class	IP 65/67 in screwed condition (according to IEC 60529)	-
Pollution level	3/2 (according to IEC 60664-1)	-

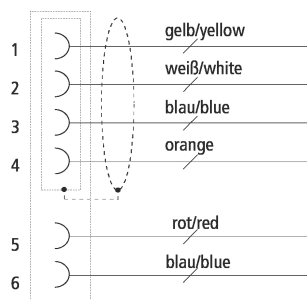
## Cable

<b>Electrical data</b>		
Operating voltage	≤ 1000 V AC	
Attenuation of shielding	0,01 - 4 MHz ≤ 20 mΩ/m 10 MHz ≤ 50 mΩ/m 30 MHz ≤ 150 mΩ/m	
Insulation resistance	≥ 500 MΩ * km (DIN EN 50395)	
Mutual capacitance	AWG 22: 50 ± 15 pF/m at 800 Hz according to EN 50289-1-5	
Wire resistance (power)	≤ 26,0 Ω/km (DIN EN 50395)	
Wire resistance (Ethernet)	≤ 55,0 Ω/km (DIN EN 50395)	
Characteristic impedance (Ethernet)	100 Ω ± 5 Ω (100 MHz) (EN 50289-1-11)	
Dielectric strength wire/wire (power)	4 kV 50 Hz 5 min. (DIN VDE 0472 T.509C)	
Dielectric strength wire/shield (power)	4 kV 50 Hz 5 min. (DIN VDE 0472 T.509C)	
Dielectric strength wire/wire (Ethernet)	2 kV ( 50 Hz, 1 min)	
Dielectric strength wire/shield (Ethernet)	2 kV ( 50 Hz, 1 min)	
<b>Mechanical data</b>		
Cable structure (Ethernet)	star quad	
Conductor construction (Ethernet)	7-strand	
Cross section (power)	2 x 0.75 mm <sup>2</sup> (approx. AWG18)	
Cross section (Ethernet)	1 x 4 x 0.34 mm <sup>2</sup> (AWG 22)	
Min. bending radius, moved	7 x outer cable diameter	
Min. bending radius, fixed installation	4 x outer cable diameter	
Weight	110 kg/km (73.9 lb/1000 ft)	
Outer cable diameter	9.0 mm ± 0.2 mm (0.3543" ± 0.0079")	
Conductor material (power)	copper bare, Class 6 according to DIN EN 60228	
Conductor material (Ethernet)	bare copper	
Shielding	braiding of tinned copper wires, metallised plastic fleece, aluminium-clad foil	
Optical covering factor of shielding (Ethernet)	≥ 85 %	
Optical covering factor of shielding (total)	no	
Use	drag-chain suitable	
UL-Style Conductor	UL758 (AWM) Style 21223 (jacket) and Style 10492 (core)	
Max. acceleration	30 m/s <sup>2</sup> by 5 m travel distance 15 m/s <sup>2</sup> by 10 m travel distance 5 m/s <sup>2</sup> by 20 m travel distance	
Max. speed	4 m/s	
Max. travel distance	20 m (horizontal) 5 m (vertical)	
Max. number of cycles	3 million	
Wall thickness of wire insulation (power)	0.4 mm	

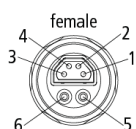
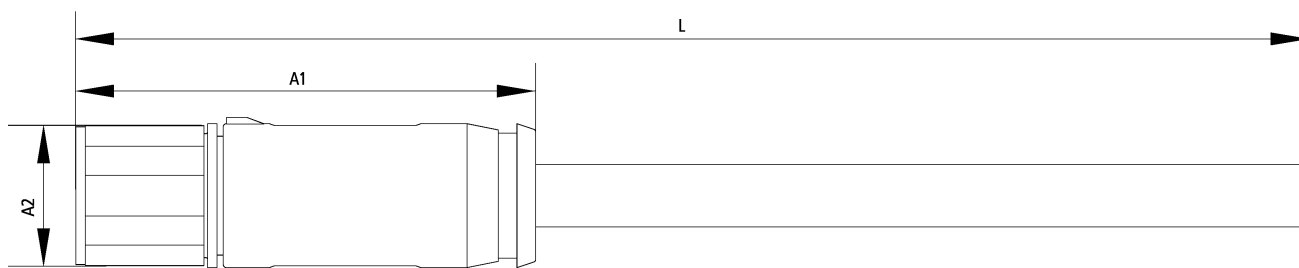
Wall thickness of wire insulation (Ethernet)	0.38 mm
Jacket colour	black (similar to RAL 9005) with red stripe (similar to RAL 3020)
Material jacket	PUR (polyurethane)
Wire colour code	white, yellow, blue, orange power: red, blue
Wire insulation material	PP (polypropylene)
Printing on the jacket	"length in meters" Beckhoff Automation GmbH & Co. KG - Germany - EtherCATp 2 x x0,75 + (4xAWG22)/C E-number cRUus AWM21223 AWM     A/B 80 °C 1000V FT1 XX/YY RoHS production month/production year
Printing colour	white
Torsion angle in °/m	max. ± 30 °/m
<b>Environmental data</b>	
Operation temperature range, moved	-30...+80 °C, -22...+176 °F, in drag-chain applications: -20...+60 °C, -4...+140 °F
Operation temperature range, fixed installation	-40...+80 °C, -40...+176 °F
UV resistance	yes
Oil resistance	according to DIN EN 60811-404
Flame-retardant	according to IEC 60332-1-2
CFC-free	yes
Halogen-free	DIN VDE 0472 part 815
Silicone-free	yes
Approvals	cRUus

<b>Attenuation</b>								
Max. insertion loss								
Frequency [MHz]	1	4	10	16	20	31.25	62.5	100
[db/100 m]	≤ 2.5	≤ 5.0	≤ 8.0	≤ 10.0	≤ 11.5	≤ 14.5	≤ 20.0	≤ 27.0
[db/100 ft]	≤ 0.8	≤ 1.5	≤ 2.4	≤ 3	≤ 3.5	≤ 4.4	≤ 6.1	≤ 8.2
Min. near-end crosstalk attenuation								
Frequency [MHz]	1	4	10	16	20	31.25	62.5	100
[db/100 m]	≥ 80	≥ 76.0	≥ 70.0	≥ 65.0	≥ 63.0	≥ 60.0	≥ 55.0	≥ 50.0
[db/100 ft]	≥ 24.4	≥ 23.2	≥ 21.3	≥ 19.8	≥ 19.2	≥ 18.3	≥ 16.8	≥ 15.2

**Contact assembly**



**Dimensions**



A1	64.60 mm
A2	18.00 mm

# Notes

- Depending on the cable length (L), the following length tolerances apply:

0 m...3.0 m: + 100 mm | 3.0...10.0 m: ± 100 mm | ≥ 10.0 m: ± 2 %

- Illustrations similar

- Further cable length on request. The last three digits of the ordering information is the cable length in decimeters, e.g. ZKxxxx-xxxx-x020 = cable length 2.00 m

Ordering information	Length
ZK7502-0700-0xxx	–

Accessories	
ZB8802-0001	assembly tool for B12 connector, AF17
ZS7100-B003	B12 protection cap, plug, plastic, IP 67, packaging unit = 10 pieces
ZS7100-B004	B12 protection cap, plug, metal, IP 67, packaging unit = 5 pieces
ZS7100-B005	B12 colour coding connector/square flange, red, packaging unit = 10 pieces
ZS7100-B006	B12 colour coding connector/square flange, yellow, packaging unit = 10 pieces
ZS7100-B007	B12 colour coding connector/square flange, blue, packaging unit = 10 pieces
ZS7100-B008	B12 colour coding connector/square flange, green, packaging unit = 10 pieces
ZS7100-B015	B12 colour coding connector/square flange, orange, packaging unit = 10 pieces
ZS7100-B016	B12 colour coding connector/square flange, grey, packaging unit = 10 pieces

Beckhoff®, TwinCAT®, EtherCAT®, EtherCAT G®, EtherCAT G10®, EtherCAT P®, Safety over EtherCAT®, TwinSAFE®, XFC®, XTS® and XPlanar® are registered trademarks of and licensed by Beckhoff Automation GmbH. Other designations used in this publication may be trademarks whose use by third parties for their own purposes could violate the rights of the owners.

© Beckhoff Automation GmbH & Co. KG 02/2021

The information provided in this brochure contains merely general descriptions or characteristics of performance which in case of actual application do not always apply as described or which may change as a result of further development of the products. An obligation to provide the respective characteristics shall only exist if expressly agreed in the terms of contract.