



ZK1096-8191-4xxx | Industrial Ethernet/EtherCAT G/G10 cable, Cat.6, PUR, 4 x 2 x AWG26, drag- chain suitable



M12, plug, straight, male, 8-pin, X-coded – RJ45, plug, straight, male, 8-pin



Plugs

Electrical data	Head A	Head B
Rated voltage	50 V AC / 60 V DC (according to IEC 61076-2-104)	150 V
Rated current	0.5 A at 40°C	1 A at 40°C
Dielectric strength	-	1000 V AC/min.
Shielding	yes	yes
Contact resistance	< 5 mΩ	< 20 mΩ
Insulation resistance	≥ 100 MΩ	≥ 10 GΩ (according to IEC 60512-2)
Transmission characteristics	Cat.6A	Cat.6A
Mechanical data		
Installation size	M12	RJ45
Connector type	plug	plug
Configuration	straight	straight
Contact type	male	male

Number of positions (face)	8-pin	8-pin
Coding	X-coded	-
Recommended torque, nut	0.6 Nm	-
Mating cycles	≥ 100 (according to IEC 60512-9a)	≥ 1000
Way of locking	screw	-
Body color	black	black
Body material	TPU	TPE
Coupling nut material	CuZn, Ni	-
Contact carrier color	transparent	-
Contact carrier material	PA	PC UL 94 V-0
Contact plating	Au	Ni, Au gal.
Contact material	CuSn (bronze)	CuZn
Environmental data		
RoHS compliant	yes	yes
Ambient temperature (operation)	-30...+90°C, -22...+194°F	-40...+70°C, -40...+158°F
Protection rating	IP65/67/68 in screwed condition	IP20
Pollution level	3	1
Approvals	UL listed, EAC	-

Cable

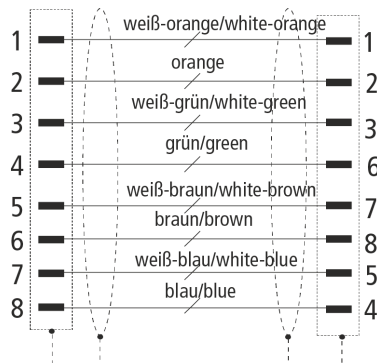
Electrical data		
Rated voltage	100 V	
Insulation resistance	≥ 500 MΩ * km (DIN EN 50395)	
Mutual capacitance	52 nF/km	
Characteristic impedance	100 Ω ± 15 Ω (100 MHz)	
Loop resistance	≤ 280 Ω/km	
Dielectric strength wire/wire	700 V	
Dielectric strength wire/shield	700 V	
Signal running time	< 534 ns/100 m	
NVP	approx. 0.67 c	
Transmission characteristics	IEC 11801 Class D, EIA/TIA-568, TSB-36	
Electrical parameters (Ethernet)	Cat.6	
Mechanical data		
Cable structure	S/FTP	
Cable structure (Ethernet)	twisted shielded pair	
Conductor construction (Ethernet)	19-strand	

Cross-section (Ethernet)	4 x 2 x 0.14 mm ² (AWG26)
Outer cable diameter	7.8 mm ± 0.2 mm (0.3071" ± 0.0079")
Min. bending radius, moved	7.5 x outer cable diameter
Min. bending radius, fixed installation	4 x outer cable diameter
Conductor material (Ethernet)	copper, tinned
Shielding	braiding of tinned copper wires, metallized plastic fleece for pair shielding
Optical covering factor of shielding (total)	≥ 85 %
Use	drag-chain suitable
Max. acceleration	3 m/s ²
Max. speed	3 m/s
Max. number of cycles	4 million
Jacket color	green
Material jacket	PUR (polyurethane)
Wire color code	white / blue, white / orange, white / green, white / brown
Wire insulation material	PP (polypropylene)
Printing on the jacket	„sequential length in metres“ Beckhoff Automation GmbH & Co. KG - Germany – EtherCAT DRAG-CHAIN PUR CAT6 *AWG26/19* c(UL)us CMX UL 444 E224252 80°C 100 V *ZB9065 “year/internal order number”
Environmental data	
Operation temperature range, moved	-30...+70°C, -22...+158°F
Operation temperature range, fixed installation	-40...+80°C, -40...+176°F
UV resistance	good
Oil resistance	According to CSA 22.2, 4 days/100°C
Acid, lye and solvent resistance	depends on medium, concentration, temperature and duration
Flame-retardant	VW-1 Flame Test UL 1581 section 1080 and IEC 60332-1-2
Halogen-free	yes
RoHS compliant	yes, acc. to directive 2011/65/EU
UL	yes, UL E-file number: E224252
Approvals	c(UL)us type CMX according to UL 444

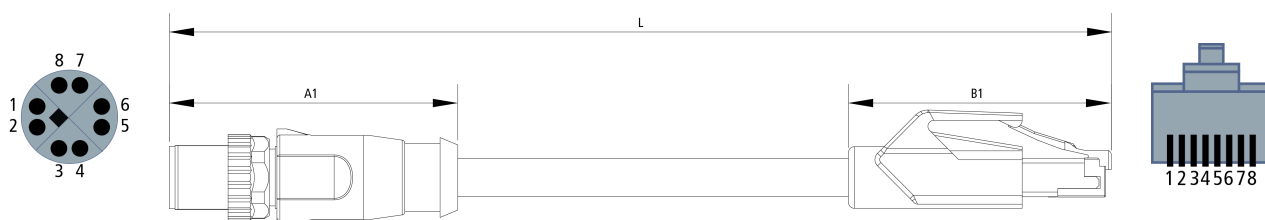
Attenuation								
Max. insertion loss								
Frequency [MHz]	1	4	10	16	20	31.25	62.5	100
[db/100 m]	3.1	5.8	9.0	11.4	12.8	16.1	23.2	29.9
[db/100 ft]	0.9	1.8	2.7	3.5	3.9	4.9	7.1	9.1
Min. near-end crosstalk attenuation								

Frequency [MHz]	1	4	10	16	20	31.25	62.5	100
[db/100 m]	66	65.3	59.3	56.2	54.8	51.9	47.4	44.3
[db/100 ft]	20.1	19.9	18.1	17.1	16.7	15.8	14.4	13.5

Contact assembly



Dimensions



A1	50.5 mm
A2	Ø 15.0 mm
B1	45.5 mm

Notes

- Depending on the cable length (L), the following length tolerances apply:
 0 m...<0.2 m: ± 10 mm | 0.2...4.0 m: + 40 mm | ≥ 4.0 m: + 1%
- Illustrations similar
- Further cable length on request.

CE, UL

CE	yes
----	-----

Ordering information

Ordering information	Length
ZK1096-8191-4010	1.00 m
ZK1096-8191-4030	3.00 m
ZK1096-8191-4050	5.00 m

ZK1096-8191-4060

6.00 m

Accessories

ZK1096-9696-0000

RJ45, socket, straight, female, 8-pin – RJ45, socket, straight, female, 8-pin



Products marked with a crossed-out wheeled bin shall not be discarded with the normal waste stream. The device is considered as waste electrical and electronic equipment. The national regulations for the disposal of waste electrical and electronic equipment must be observed.

Beckhoff®, TwinCAT®, TwinCAT/BSD®, TC/BSD®, EtherCAT®, EtherCAT G®, EtherCAT G10®, EtherCAT P®, Safety over EtherCAT®, TwinSAFE®, XFC®, XTS® and XPlanar® are registered trademarks of and licensed by Beckhoff Automation GmbH. Other designations used in this publication may be trademarks whose use by third parties for their own purposes could violate the rights of the owners.

© Beckhoff Automation GmbH & Co. KG 02/2024

The information provided in this brochure contains merely general descriptions or characteristics of performance which in case of actual application do not always apply as described or which may change as a result of further development of the products. An obligation to provide the respective characteristics shall only exist if expressly agreed in the terms of contract.