


ZK1093-6100-4xxx | EtherCAT cable, PUR, AWG26, drag-chain suitable



M12, plug, straight, male, 4-pin, D-coded – open end, 4-wire + shielding



Plugs

Electrical data	Head A	Head B
Rated voltage	160 V (according to IEC 61076-2-101)	-
Rated current	4 A at 40°C (according to IEC 61076-2-101)	-
Rated impulse voltage	2.5 kV	-
Shielding	yes	-
Contact resistance	< 5 mΩ	-
Insulation resistance	≥ 10 GΩ (according to IEC 60512-2)	-
Mechanical data		
Installation size	M12	open end
Connector type	plug	-
Configuration	straight	-
Contact type	male	-
Number of positions (face)	4-pin	4-wire + shielding
Coding	D-coded	-
Recommended torque, nut	0.6 Nm	-

Mating cycles	≥ 100 (according to IEC 60512-9a)	-
Way of locking	screw	-
Body color	black	-
Body material	TPU, UL 94	-
Coupling nut material	CuZn, Ni	-
Seal	FPM	-
Contact carrier color	green	-
Contact carrier material	TPU GF, UL 94	-
Contact plating	Ni, Au gal.	-
Contact material	CuZn	-
Environmental data		
RoHS compliant	yes	-
Ambient temperature (operation)	-30...+80°C, -22...+176°F	-
Protection rating	IP65/67 in screwed condition (according to IEC 60529)	-
Pollution level	3/2 (according to IEC 60664-1)	-

Cable

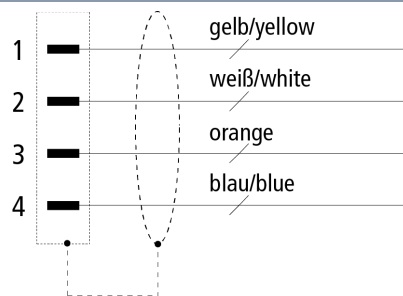
Electrical data		
Rated voltage	30 V (according to IEC 61076-2-101)	
Attenuation of shielding	≥ 43 dB	
Insulation resistance	≥ 150 MΩ/km	
Unbalanced capacitance to ground	≤ 3400 pF/km	
Mutual capacitance	51 pF/m at 1 kHz	
Characteristic impedance (Ethernet)	100 Ω ±5 Ω (100 MHz)	
Loop resistance (Ethernet)	250 Ω/km	
Unbalanced resistance (Ethernet)	< 3 %	
Dielectric strength wire/wire (Ethernet)	1000 V DC/700 V AC	
Dielectric strength wire/shield (Ethernet)	1000 V DC/700 V AC	
Signal running time (Ethernet)	5.55 ns/m	
Electrical parameters (Ethernet)	based on Cat.5	
Test voltage	700 V	
Mechanical data		
Cable structure (Ethernet)	star quad	
Conductor construction (Ethernet)	19 x 0.1 mm	
Cross-section (Ethernet)	1 x 4 x 0.14 mm ² (AWG26)	

Outer cable diameter	5.4 mm ± 0.3 mm (0.213" ±0.0118")
Min. bending radius, moved	20 x outer cable diameter
Min. bending radius, fixed installation	4 x outer cable diameter
Weight	41 kg/km (27 lb/1000 ft)
Conductor material (Ethernet)	copper, tinned
Shielding	aluminum-clad foil, braiding of tinned copper wires
Optical covering factor of shielding (Ethernet)	90 %
Use	drag-chain suitable
Max. acceleration	15 m/s ²
Max. speed	15 m/s
Max. number of cycles	20 million
Wall thickness of wire insulation (Ethernet)	0.25 mm
Jacket color	yellow
Material jacket	PUR (polyurethane)
Wire color code	yellow, orange, white, blue
Wire insulation material	PP (polypropylene)
Printing on the jacket	"sequential length in metres" Industrial Ethernet Cat5 trailing * E130266 AWM 20963 80 °C 30 V *ZB9035 "month/year" "internal order number"
Printing color	black
Environmental data	
Operation temperature range, moved	-40...+80°C, -40...+176°F
Operation temperature range, fixed installation	-40...+80°C, -40...+176°F
Acid, lye and solvent resistance	depends on medium, concentration, temperature and duration
LABS-free	yes
CFC-free	yes
Halogen-free	yes
Silicone-free	yes
RoHS compliant	yes
UL	yes, UL E-file number: E130266
Approvals	UL-Style AWM 20963

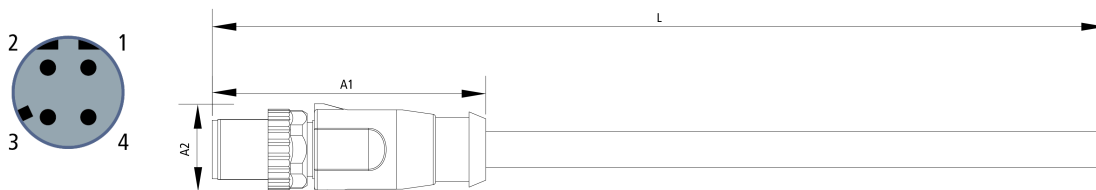
Attenuation	
Max. insertion loss	
Frequency [MHz]	1 4 10 16 20 31.25 62.5 100
[db/100 m]	3.1 6.5 9.9 12.3 13.8 17.7 25.6 33.0

[db/100 ft]	0.9	2	3	3.7	4.2	5.4	7.8	10.1
Min. near-end crosstalk attenuation								
Frequency [MHz]	1	4	10	16	20	31.25	62.5	100
[db/100 m]	62	53.0	47.0	44.0	42.0	40.0	35.0	32.0
[db/100 ft]	18.9	16.2	14.3	13.4	12.8	12.2	10.7	9.8

Contact assembly



Dimensions



A1 49.00 mm

A2 Ø14.50 mm

Notes

- Depending on the cable length (L), the following length tolerances apply:
0 m...<0.2 m: ± 10 mm | 0.2...4.0 m: + 40 mm | ≥ 4.0 m: + 1%
- Illustrations similar
- Further cable length on request.

Ordering information

ZK1093-6100-4xxx

Length

-

Accessories

ZB8801-0000

torque wrench for hexagonal plugs, adjustable

ZB8801-0002	torque cable key, M12/wrench size 13, for ZB8801-0000
ZB8803-0003	Flange/Panel feed-through for M12 pre-assembled, for fixing the connector, plastic



Products marked with a crossed-out wheeled bin shall not be discarded with the normal waste stream. The device is considered as waste electrical and electronic equipment. The national regulations for the disposal of waste electrical and electronic equipment must be observed.

Beckhoff®, TwinCAT®, TwinCAT/BSD®, TC/BSD®, EtherCAT®, EtherCAT G®, EtherCAT G10®, EtherCAT P®, Safety over EtherCAT®, TwinSAFE®, XFC®, XTS® and XPlanar® are registered trademarks of and licensed by Beckhoff Automation GmbH. Other designations used in this publication may be trademarks whose use by third parties for their own purposes could violate the rights of the owners.

© Beckhoff Automation GmbH & Co. KG 02/2024

The information provided in this brochure contains merely general descriptions or characteristics of performance which in case of actual application do not always apply as described or which may change as a result of further development of the products. An obligation to provide the respective characteristics shall only exist if expressly agreed in the terms of contract.