


ZK1093-6100-0xxx | EtherCAT cable, PUR, AWG22, drag-chain suitable



M12, plug, straight, male, 4-pin, D-coded – open end, 4-wire + shielding



Plugs

Electrical data	Head A	Head B
Rated voltage	160 V (according to IEC 61076-2-101)	-
Rated current	4 A at 40°C (according to IEC 61076-2-101)	-
Rated impulse voltage	2.5 kV	-
Shielding	yes	-
Contact resistance	< 5 mΩ	-
Insulation resistance	≥ 10 GΩ (according to IEC 60512-2)	-
Mechanical data		
Installation size	M12	open end
Connector type	plug	-
Configuration	straight	-
Contact type	male	-
Number of positions (face)	4-pin	4-wire + shielding
Coding	D-coded	-
Recommended torque, nut	0.6 Nm	-

Mating cycles	≥ 100 (according to IEC 60512-9a)	-
Way of locking	screw	-
Body color	black	-
Body material	TPU, UL 94	-
Coupling nut material	CuZn, Ni	-
Seal	FPM	-
Contact carrier color	green	-
Contact carrier material	TPU GF, UL 94	-
Contact plating	Ni, Au gal.	-
Contact material	CuZn	-
Environmental data		
RoHS compliant	yes	-
Ambient temperature (operation)	-30...+80°C, -22...+176°F	-
Protection rating	IP65/67 in screwed condition (according to IEC 60529)	-
Pollution level	3/2 (according to IEC 60664-1)	-

Cable

Electrical data		
Rated voltage	600 V	
Operating voltage	≤ 125 V (peak value, not for high voltage purposes)	
Attenuation of shielding	≥ 40 dB	
Insulation resistance	≥ 500 MΩ/km	
Unbalanced capacitance to ground	1600 pF/km	
Mutual capacitance	52 nF/km (1 kHz)	
Characteristic impedance (Ethernet)	100 Ω ±15 Ω (100 MHz)	
Loop resistance (Ethernet)	≤ 115 Ω/km	
Differential impedance (Ethernet)	250 Ω/km	
Unbalanced resistance (Ethernet)	2 %	
Dielectric strength wire/wire (Ethernet)	1000 V DC/700 V AC	
Dielectric strength wire/shield (Ethernet)	1000 V DC/700 V AC	
Signal running time (Ethernet)	5.3 ns/m	
Electrical parameters (Ethernet)	based on Cat.5	
Test voltage	≥ 2000 V	
Mechanical data		
Cable structure (Ethernet)	star quad	

Conductor construction (Ethernet)	7 x 0.25 mm
Cross-section (Ethernet)	1 x 4 x 0.34 mm ² (AWG22)
Outer cable diameter	6.5 mm ± 0.2 mm (0.2559" ± 0.0079")
Min. bending radius, moved	8 x outer cable diameter
Min. bending radius, moved in drag-chain	15 x outer cable diameter
Min. bending radius, fixed installation	5 x outer cable diameter
Weight	61 kg/km (41 lb/1000 ft)
Conductor material (Ethernet)	copper, tinned
Shielding	aluminum-clad foil, braiding of tinned copper wires
Optical covering factor of shielding (Ethernet)	≥ 85 %
Use	drag-chain suitable
Max. acceleration	4 m/s ²
Max. speed	4 m/s
Max. travel distance	4.5 m
Max. number of cycles	3 million
Wall thickness of wire insulation (Ethernet)	0.375 mm
Jacket color	yellow
Material jacket	PUR (polyurethane)
Wire color code	yellow, orange, white, blue
Wire insulation material	PP (polypropylene)
Printing on the jacket	BECKHOFF ZB9024 Industrial Ethernet / EtherCAT Trailing Cable * CAT5PLUS * 22AWG (SHIELDED) (UL) E119100 CMX 75°C VERIFIED (UL) CAT 5E PATCH CABLE FRNC **length in meters"
Printing color	black
Torsion angle in °/m	max. ± 30 °/m
Environmental data	
Operation temperature range, moved	-30...+80°C, -22...+176°F
Operation temperature range, fixed installation	-40...+80°C, -40...+176°F
UV resistance	yes
Oil resistance	according to DIN EN 60811-404 (7x24 h/90 °C)
Acid, lye and solvent resistance	depends on medium, concentration, temperature and duration
LABS-free	yes
Flame-retardant	VW-1 Flame Test UL 1581 section 1080 and IEC 60332-1-2
CFC-free	yes
Halogen-free	yes

Silicone-free	yes
RoHS compliant	yes
UL	yes, UL E-file number: E119100
Approvals	UL, CMX according to UL 444

Attenuation

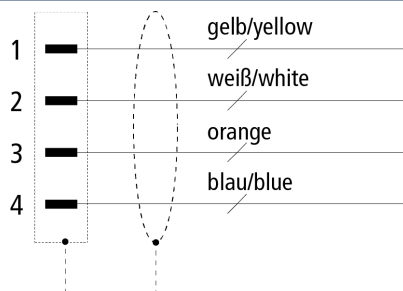
Max. insertion loss

Frequency [MHz]	1	4	10	16	20	31.25	62.5	100
[db/100 m]	2.1	4.0	6.3	8.0	9.0	11.4	16.5	21.3
[db/100 ft]	0.6	1.2	1.9	2.4	2.7	3.5	5	6.5

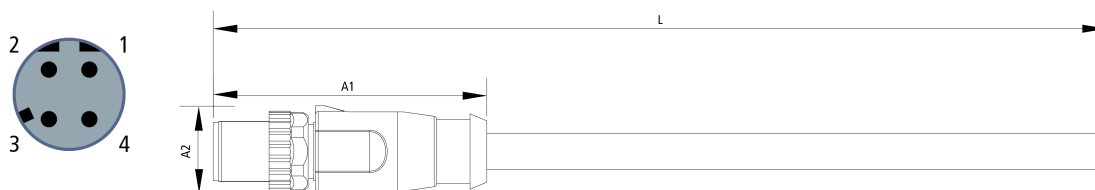
Min. near-end crosstalk attenuation

Frequency [MHz]	1	4	10	16	20	31.25	62.5	100
[db/100 m]	80	76.0	70.0	65.0	63.0	60.0	55.0	50.0
[db/100 ft]	24.4	23.2	21.3	19.8	19.2	18.3	16.8	15.2

Contact assembly



Dimensions



A1	49.00 mm
A2	Ø14.50 mm

Notes

- Depending on the cable length (L), the following length tolerances apply:
0 m...<0.2 m: ± 10 mm | 0.2...4.0 m: + 40 mm | ≥ 4.0 m: + 1%
- Illustrations similar
- Further cable length on request.

Ordering information	Length
ZK1093-6100-0005	0.50 m
ZK1093-6100-0020	2.00 m
ZK1093-6100-0150	15.00 m

Accessories	
ZB8801-0000	torque wrench for hexagonal plugs, adjustable
ZB8801-0002	torque cable key, M12/wrench size 13, for ZB8801-0000
ZB8803-0003	Flange/Panel feed-through for M12 pre-assembled, for fixing the connector, plastic



Products marked with a crossed-out wheeled bin shall not be discarded with the normal waste stream. The device is considered as waste electrical and electronic equipment. The national regulations for the disposal of waste electrical and electronic equipment must be observed.

Beckhoff®, TwinCAT®, TwinCAT/BSD®, TC/BSD®, EtherCAT®, EtherCAT G®, EtherCAT G10®, EtherCAT P®, Safety over EtherCAT®, TwinSAFE®, XFC®, XTS® and XPlanar® are registered trademarks of and licensed by Beckhoff Automation GmbH. Other designations used in this publication may be trademarks whose use by third parties for their own purposes could violate the rights of the owners.

© Beckhoff Automation GmbH & Co. KG 02/2024

The information provided in this brochure contains merely general descriptions or characteristics of performance which in case of actual application do not always apply as described or which may change as a result of further development of the products. An obligation to provide the respective characteristics shall only exist if expressly agreed in the terms of contract.