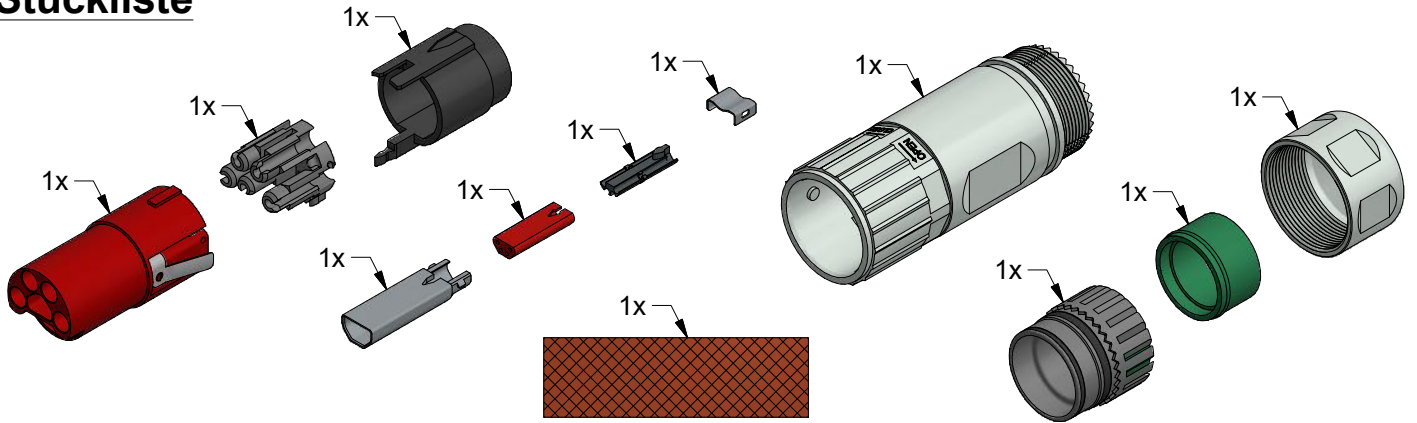



Montageanleitung B23 Hybrid

konfektionierbares Steckergehäuse mit Crimpanschluss, axial,
5x4mm² + 4xAWG22, ECP: Powerstift / Datenstift

Stückliste



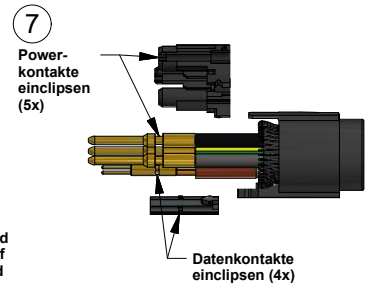
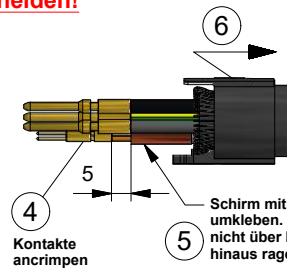
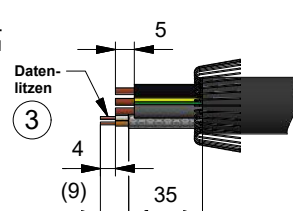
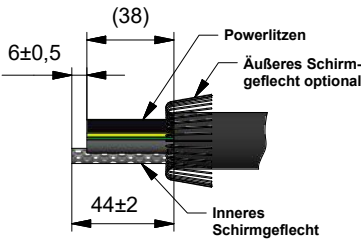
1 Einzelteile auf Leitung schieben



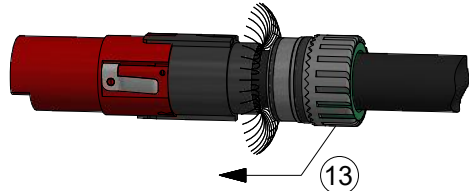
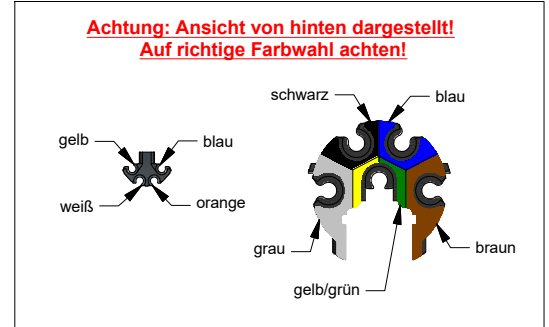
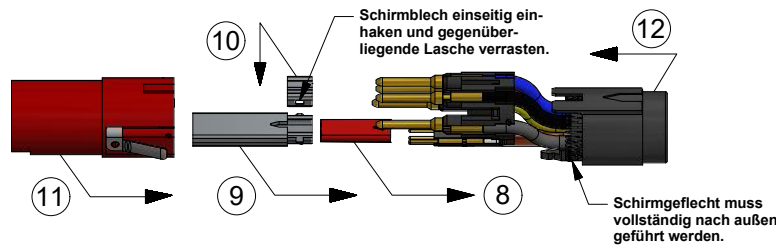
Laufrichtung beachten!



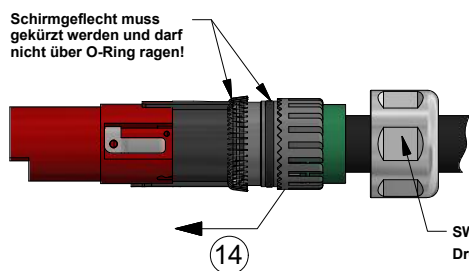
Füllstoffe bündig mit Kabelmantel wegschneiden!



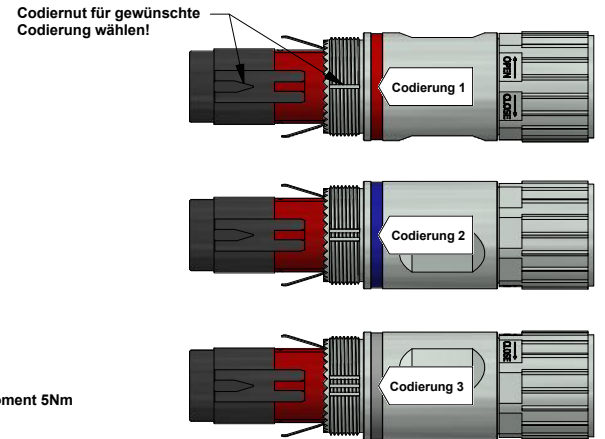
5 Schirm mit Kupferband umkleben. Schirm darf nicht über Kupferband hinaus ragen.



Farbring optional
ZS7300-B005 (rot)
ZS7300-B006 (gelb)
ZS7300-B007 (blau)
ZS7300-B008 (grün)



Schirmgeflecht muss gekürzt werden und darf nicht über O-Ring ragen!



Beckhoff®, TwinCAT®, EtherCAT®, EtherCAT P®, Safety over EtherCAT®, TwinSAFE®, XFC® und XTS® sind eingetragene und lizenzierte Marken der Beckhoff Automation GmbH. Die Verwendung anderer in dieser Dokumentation enthaltenen Marken oder Kennzeichen durch Dritte kann zu einer Verletzung von Rechten der Inhaber der entsprechenden Kennzeichen führen.

© Beckhoff Automation GmbH & Co. KG 08/2016

Die Informationen in dieser Druckschrift enthalten lediglich allgemeine Beschreibungen bzw. Leistungsmerkmale, welche im konkreten Anwendungsfall nicht immer in der beschriebenen Form zutreffen bzw. welche sich durch Weiterentwicklung der Produkte ändern können. Die gewünschten Leistungsmerkmale sind nur dann verbindlich, wenn sie bei Vertragsabschluss ausdrücklich vereinbart werden.

790-958900 / 7901A280 Rev. a
Beckhoff Art.-Nr.: ZS7300 - 0001



Werkzeug / Zubehör

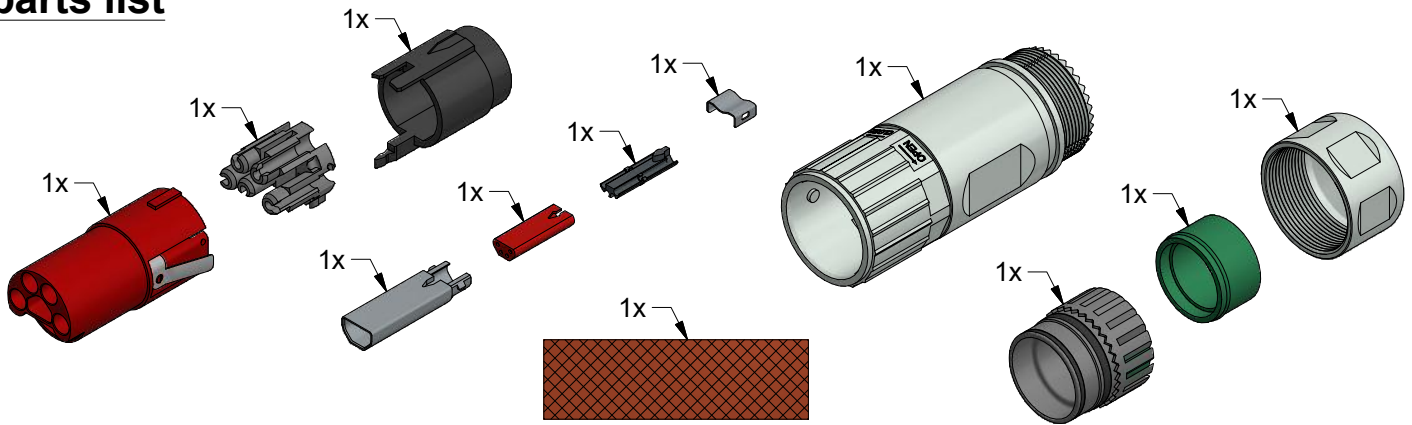
Crimpzange	Crimpeinsatz / Locator
ZB8810-0000	ZB8810-0002



Assembly instruction B23 hybrid


field attachable plug housing with crimp connection, axial,
5x4mm² + 4xAWG22, ECP: power (male) / data (male)

parts list

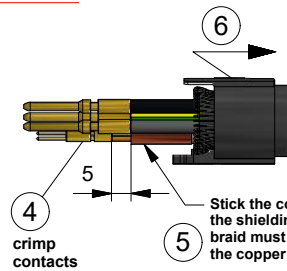
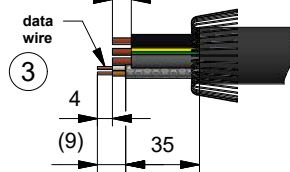
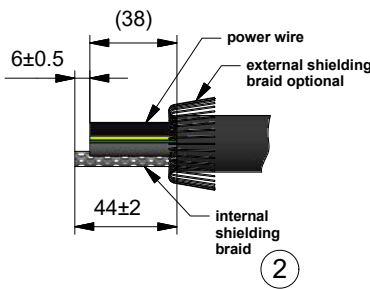


Please consider the cable direction!

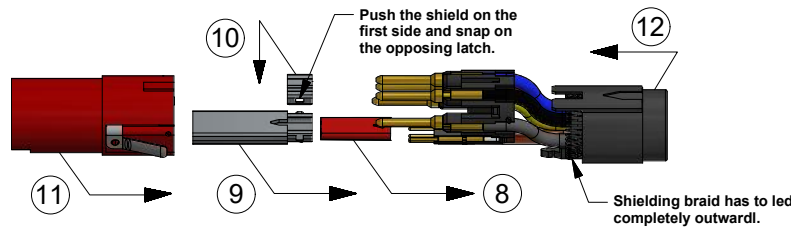
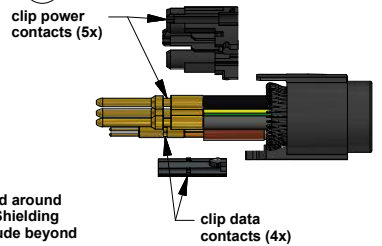
1 insert parts onto the cable



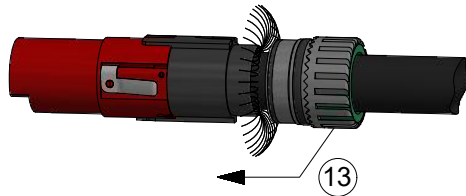
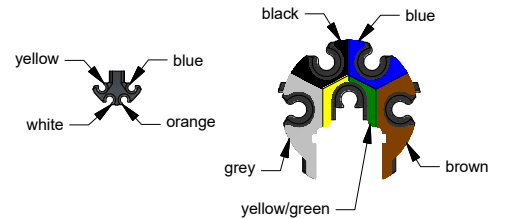
Cut off the fillers!



7 clip power contacts (5x)

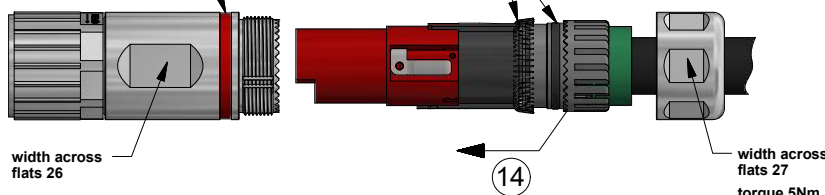


Attention: View from behind! Consider the right choice of colors!

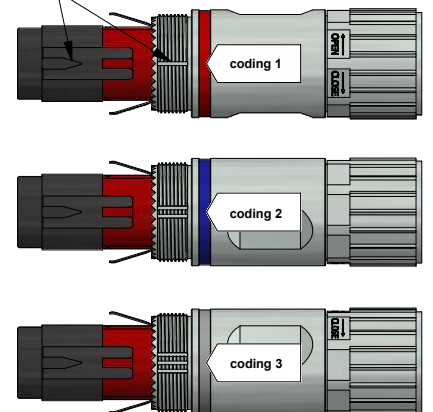


color ring optional
ZS7300-B005 (red)
ZS7300-B006 (yellow)
ZS7300-B007 (blue)
ZS7300-B008 (green)

Shielding braid has to be shortened. It isn't allowed to protrude above the o-ring.



Select the right coding!



Beckhoff®, TwinCAT®, EtherCAT®, EtherCAT P®, Safety over EtherCAT®, TwinSAFE®, XFC® and XTS® are registered trademarks of and licensed by Beckhoff Automation GmbH. Other designations used in this publication may be trademarks whose use by third parties for their own purposes could violate the rights of the owners.

tools / accessory parts

crimping tool

ZB8810-0000

crimping insert / locator

ZB8810-0002